

ONE WAY RAMP TYPICALS

FOR GENERAL NOTES SEE SHEET OF SHEETS

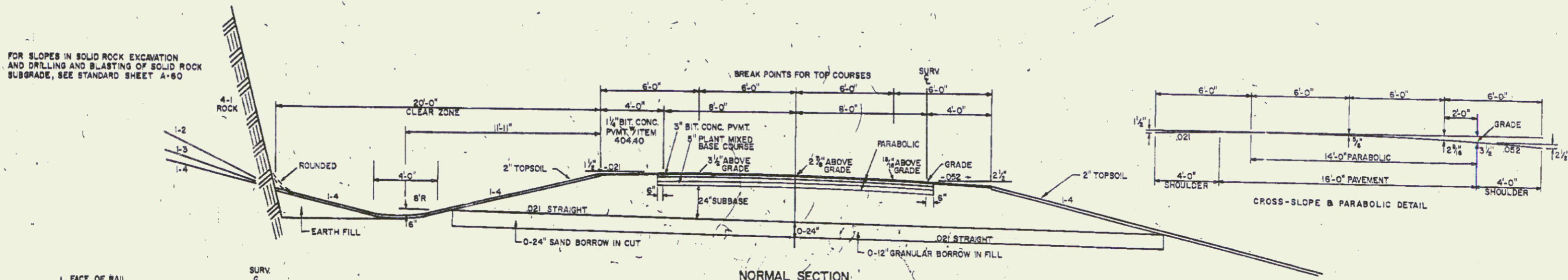
THESE ITEMS ARE NOT PART OF STAGE I CONSTRUCTION

- 3" BITUMINOUS CONCRETE PAVEMENT, ITEM 406.25 ($\pm 1/4"$) ($1/4"$ OVER $1/4"$)
- 5" PLANT MIXED BASE COURSE, ITEM 303.25 ($\pm 1/4"$) TWO $2 1/2"$ BASE COURSES
- 24" SUB BASE OF DENSE GRADED CRUSHED STONE, ITEM 301.35 ($\pm 1"$)
- SHOULDERS: 1/4" BITUMINOUS CONCRETE PAVEMENT, ITEM 406.25 WITH BITUMINOUS SURFACE TREATMENT TYPE VI, ITEM 404.40 ($\pm 1/4"$)
- 0-24" SAND BORROW, ITEM 203.31 ($\pm 1"$) IN CUT
- 0-12" GRANULAR BORROW, ITEM 203.32 ($\pm 1"$) IN FILL

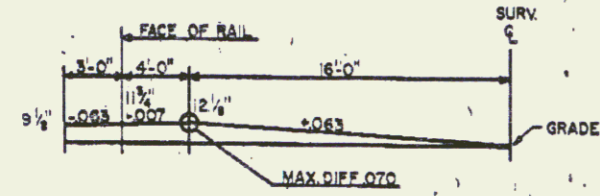
AS INDICATED ON PLANS OR AS DIRECTED BY THE ENGINEER

TOLERANCES IN PARENTHESIS APPLY TO THICKNESS ONLY

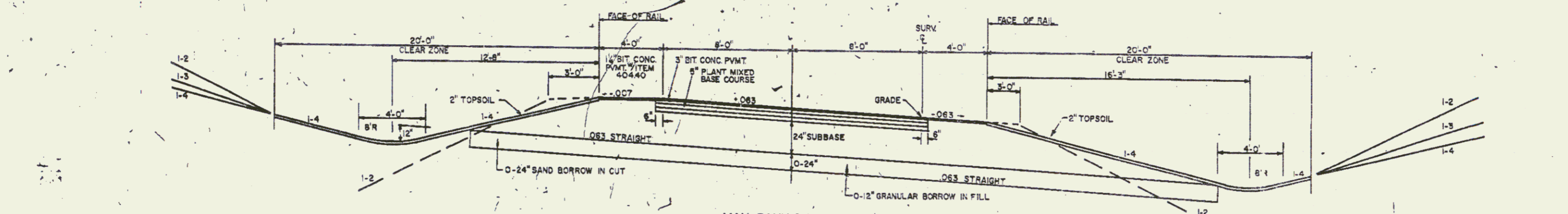
FOR SLOPES IN SOLID ROCK EXCAVATION AND DRILLING AND BLASTING OF SOLID ROCK SUBGRADE, SEE STANDARD SHEET A-80



NORMAL SECTION



GRADES SHOWN ARE FOR STAGE II CONSTRUCTION. FINISHED ELEVATION FOR STAGE I CONSTRUCTION IS 2.67' BELOW COMPUTED GRADES



MAX. BANK SECTION 0.063

AUG 2 1994

CONTRACT 2
MANCHESTER-DORSET
RF 019-2(14)
SHEET 4 OF 28 SHEETS

43