

ONE WAY RAMP TYPICALS

FOR GENERAL NOTES SEE SHEET OF SHEETS

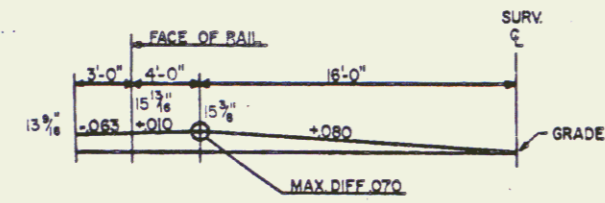
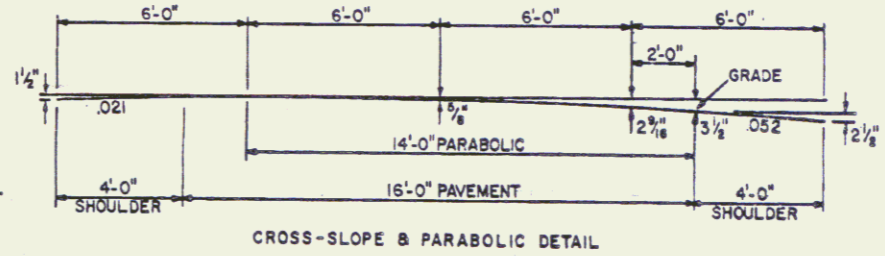
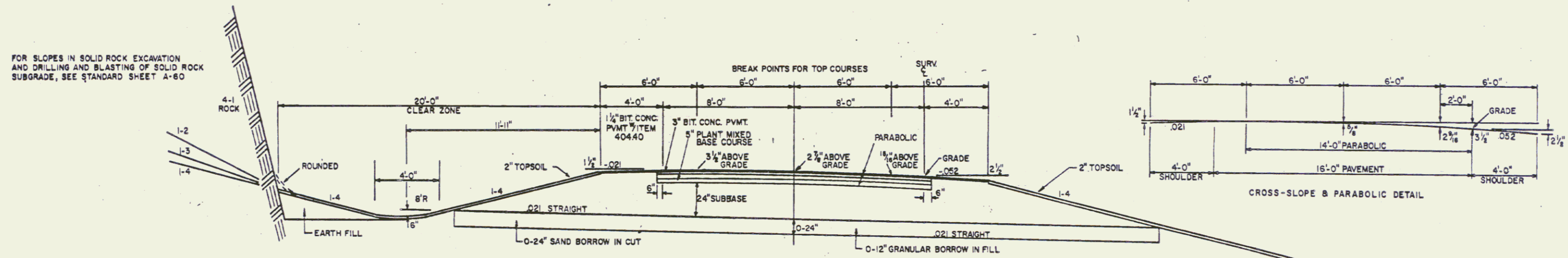
THESE ITEMS ARE NOT PART OF STAGE I CONSTRUCTION

3" BITUMINOUS CONCRETE PAVEMENT, ITEM 406.25 ($\pm 1/4"$) ($1 1/2"$ OVER $1 1/4"$)
 5" PLANT MIXED BASE COURSE, ITEM 303.25 ($\pm 1/2"$) TWO $2 1/2"$ BASE COURSES
 24" SUBBASE OF DENSE GRADED CRUSHED STONE, ITEM 301.35 ($\pm 1"$)
 SHOULDERS: 14" BITUMINOUS CONCRETE PAVEMENT, ITEM 406.25 WITH BITUMINOUS SURFACE TREATMENT TYPE VI, ITEM 404.40 ($\pm 1/4"$)

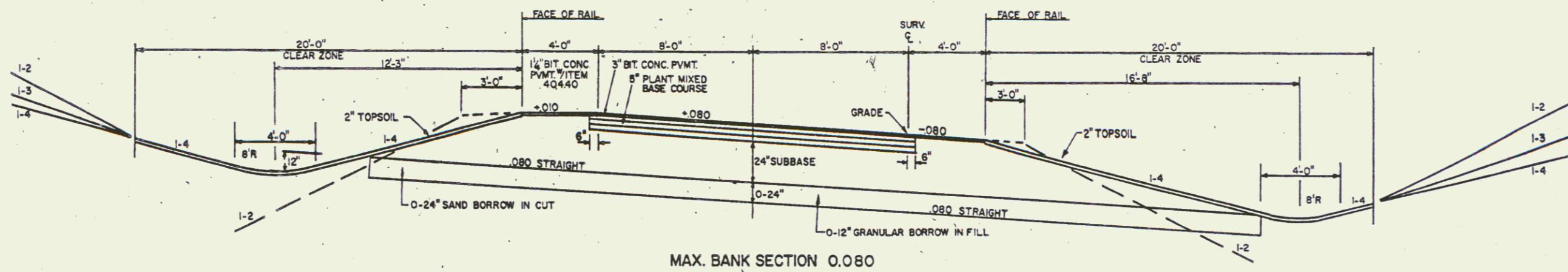
0-24" SAND BORROW, ITEM 203.31 ($\pm 1"$) IN CUT } AS INDICATED ON PLANS OR AS DIRECTED BY THE ENGINEER
 0-12" GRANULAR BORROW, ITEM 203.32 ($\pm 1"$) IN FILL }

TOLERANCES IN PARENTHESIS APPLY TO THICKNESS ONLY

FOR SLOPES IN SOLID ROCK EXCAVATION AND DRILLING AND BLASTING OF SOLID ROCK SUBGRADE, SEE STANDARD SHEET A-80



GRADES SHOWN ARE FOR STAGE II CONSTRUCTION. FINISHED ELEVATION FOR STAGE I CONSTRUCTION IS 2.67' BELOW COMPUTED GRADES



JUL 25 1994

CONTRACT I
 MANCHESTER-DORSÉT
 RF 019-2 (14)
 SHEET 6 OF 44 SHEETS

6