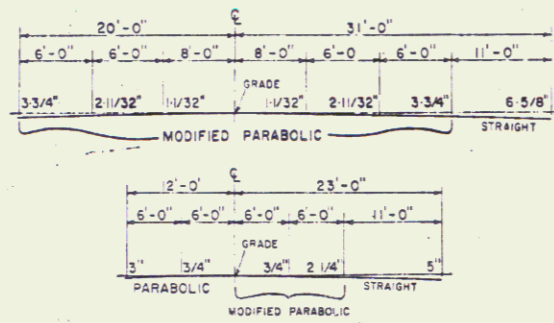


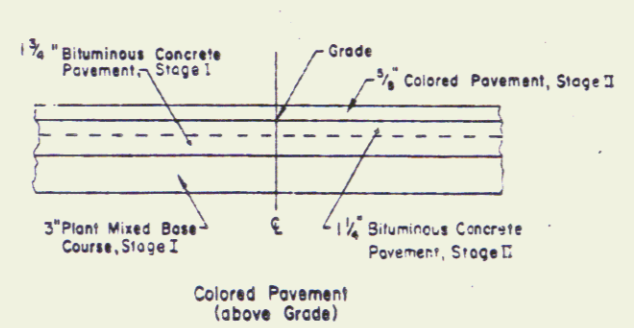
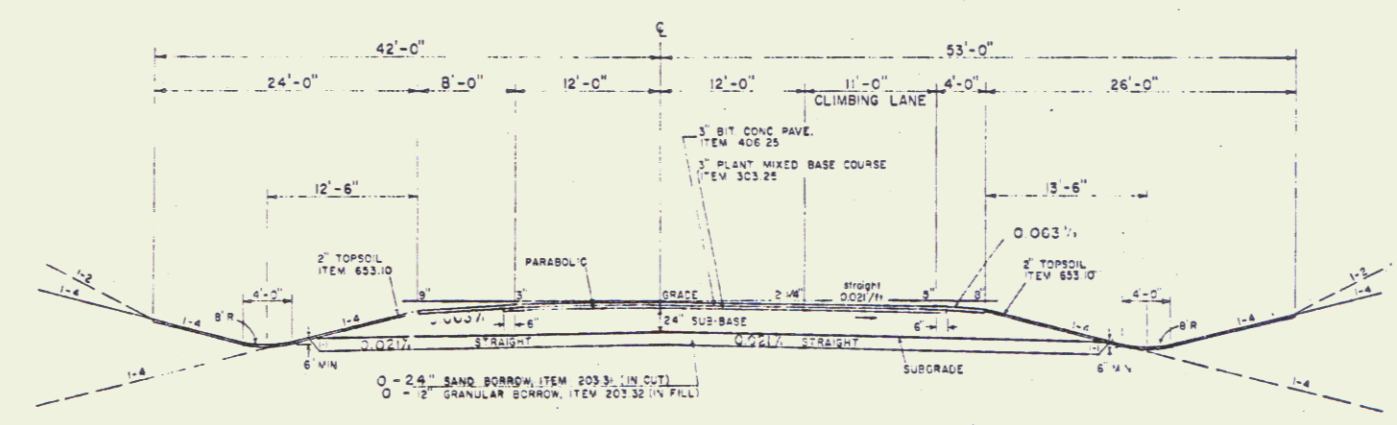
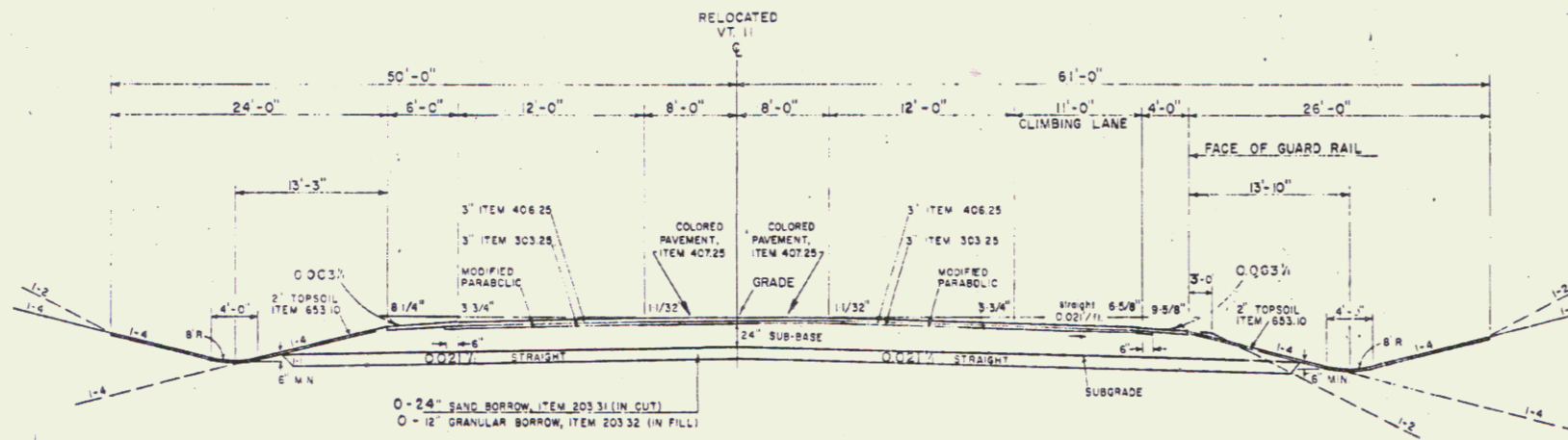
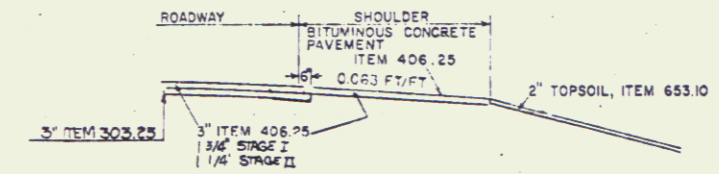
TYPICAL SECTIONS



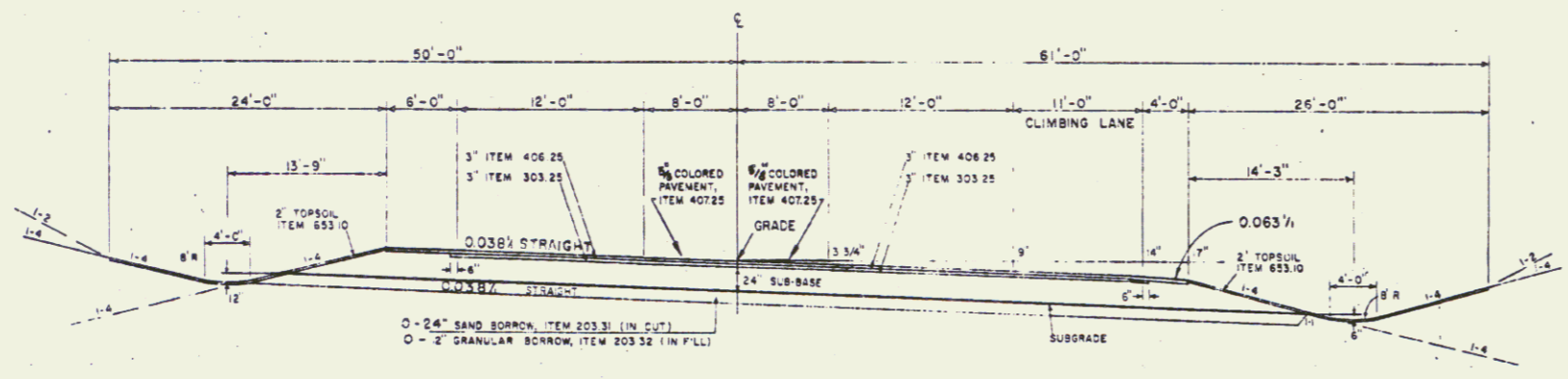
3" BITUMINOUS CONCRETE PAVEMENT, ITEM 406.25 ($\pm 1/4"$) ($1 1/4"$ over $1 3/4"$)
 3" PLANT MIXED BASE COURSE, ITEM 303.25 ($\pm 1/2"$ FOR TOTAL THICKNESS)
 24" SUB-BASE OF CRUSHED GRAVEL, ITEM 301.25 ($\pm 1"$)
 COARSE GRADED,
 SHOULDERS: 3" BITUMINOUS CONCRETE PAVEMENT, ITEM 406.25 WEARING COURSE, ($1 1/4"$ over $1 3/4"$)

0-24" SAND BORROW, ITEM 203.31 ($\pm 1"$) IN CUT
 0-12" GRANULAR BORROW, ITEM 203.32 ($\pm 1"$) IN FILL } TO BE PLACED AS NOTED ON THE PLANS OR AS DIRECTED BY THE ENGINEER.

PERMISSIBLE TOLERANCES IN PARENTHESES APPLY TO THICKNESS ONLY.



VT. RTE. II TO BE BUILT IN ITS ENTIRETY DURING STAGE I CONST.
 EXCEPT $1 1/2"$ BITUMINOUS CONCRETE PAVEMENT.



FOR GENERAL NOTES SEE SHEET OF

JUL 25 1994

SURVEYED BY	DATE
DRAWN BY	DATE
TRACED BY	DATE
MANCHESTER-DORSET CONTRACT I	
PKN. RF	NO. 019-2 (14)
SHEET	5 OF 44

5