

VT 116

INDEX OF SHEETS

- 1. Title Sheet
- 2. Typical Sheet
- 3. Quantity & Drainage Sheet
- 4. Earthworks Sheet
- 5. Blank
- 6-8. R.O.W. Details & Layout Sheets
- 9-10. Layout Sheets
- 11. Profile Sheet
- 12. Br-100 Series
- 13-15. Blank

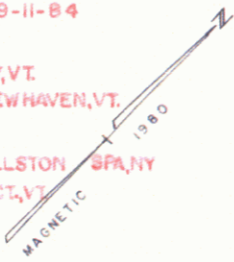
Roadway Standards

- 16. B-1 Banking Tables 12/8/71
- 17. B-5 Typical Slope Rounding 12/6/71
- 18. D-2 Underdrain & Carrier Pipe 12/16/76 R.
- 19. D-3 Treated Gutters 4/21/73 R.
- 20. D-4 Metal End Sections 7/24/75 R.
- 21. D-20 Highway Utility Crossings 7/9/75 R.
- 22. E-2 Road Construction Approach Signs 3/4/81 R.
- 23. E-6 On Project Construction Signs 4/1/80 R.
- 24. E-7 Delineation & Barricades for Const. Areas 2/2/83 R.
- 25. E-7a Type III Barricade Breakaway 4/8/82 R.
- 26. G-1 Guard Rail, Std. Steel Beam w/ Wood Posts, Type II 12/16/80 R.
- 27. G-4 Guard Rail, Std. Steel Beam w/ Wood Posts, Type II 12/16/80 R.
- 28. G-4 Wood Marker Posts 5/25/82 R.
- 29. G-14 Breakaway Cable Terminal 8/12/81 R.
- 30. U-1 Boundary Markers 6/27/80
- 31. T-2 Temporary Erosion Control Details 12/7/76 R.
- 32. T-2 Temporary Erosion Control Details 7/5/72
- 33-38. Blank
- 39-45. Mainline Cross Sections
- 46-48. Channel "A" Sections
- 49-50. Channel "B" Sections

RECORD PLANS & MATERIAL SUPPLIERS

CONTRACTOR - CHAMPLAIN CONST., INC. BIRCHARD PARK MIDDLEBURY, VT. CONTRACT DATED - 3-1-84
 CONSTRUCTION BEGAN - 5-9-84 CONSTRUCTION COMPLETED - 8-31-84 ACCEPTED - 9-11-84
 RESIDENT ENGINEER - EUGENE A. ORVIS RECORD PLANS - GEORGE J. ABRAIR
 EARTH, GRANULAR, SAND BORROW & SUBBASE OF GRAVEL - DANYOW FIT MIDDLEBURY, VT.
 PLANT MIX BASE COURSE & BITUMINOUS CONCRETE PAVEMENT - PIKE INDUSTRIES INC., NEW HAVEN, VT.
 CONCRETE CLASS "B" - JOSEPH R. CARRARA & SONS, INC. EAST MIDDLEBURY, VT.
 REINFORCING STEEL - AUBURN STEEL AUBURN, NY METAL PIPE - LANE METAL PRODUCTS BALLSTON SPA, NY
 BOUNDARY MARKERS GUARD RAIL - LAFAYETTE & SHELDON INC., KELLLOGGRI, ESSEX CT, VT.
 SEED, FERTILIZER & LIME - OLD FOX CHEMICAL INC. BRANDON, VT.

NOTE: ANY OTHER INFORMATION CONCERNING
 FINAL QUANTITIES, CHANGES OR OTHER DETAILS
 RELATIVE TO THIS PROJECT SHALL BE OBTAINED IN
 EITHER THE FIELD BOOKS OR THE SURVEYING
 FILE.



STATE OF VERMONT
 AGENCY OF TRANSPORTATION



PROPOSED IMPROVEMENT
 TOWN OF MIDDLEBURY
 COUNTY OF ADDISON
 VERMONT RTE. 116 (EAP)

IN THE TOWN OF MIDDLEBURY, BEGINNING AT A POINT ON VT. ROUTE 116 WHICH IS 2.218 MILES NORTHERLY OF THE JUNCTION OF VT. ROUTE 116 AND VT. ROUTE 125 AND EXTENDING NORTHERLY FOR 0.085 MILES


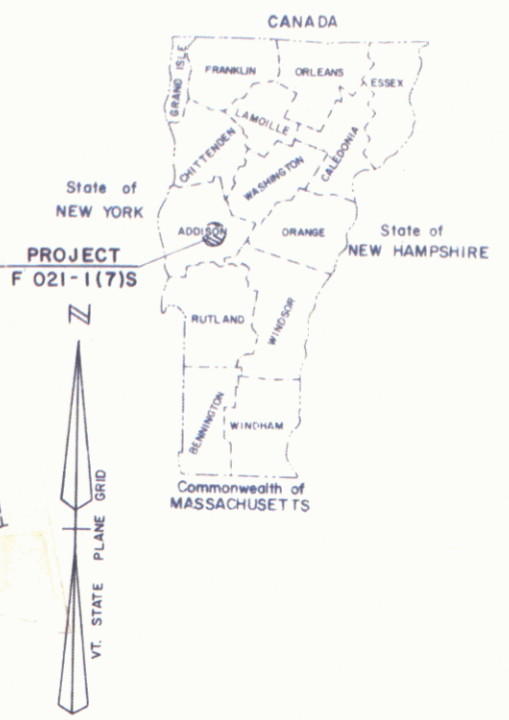
PROJECT DESCRIPTION

PROJECT WORK CONSISTS OF GRADING, DRAINAGE, SUBBASE AND PAVEMENT FOR A STATE HIGHWAY ON IMPROVED VERTICAL AND HORIZONTAL ALIGNMENT.

LENGTH OF ROADWAY	450.00 Feet	0.085 Miles
LENGTH OF BRIDGE	0.00 Feet	0.00 Miles
LENGTH OF PROJECT	450.00 Feet	0.085 Miles

TRAFFIC DATA

EST. 1983 ADT	1980
EST. 2003 ADT	2710
EST. 2003 DHV	380
D	59%
T	14%
V	50 MPH


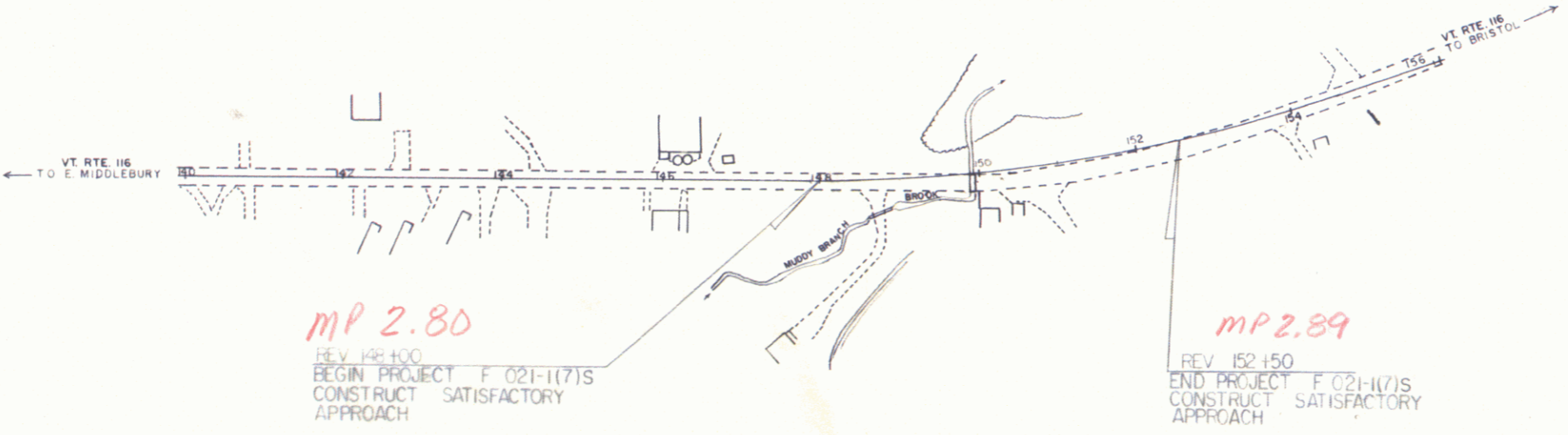


CONVENTIONAL SIGNS

- COUNTY LINE
- TOWN LINE
- LIMITS OF ACCESS
- POINT OF ACCESS
- FENCE LINE
- STONE WALL
- TRAVELED WAY
- GUARD RAIL
- RAILROAD
- SURVEY LINE
- CULVERT
- POWER POLE
- TELEPHONE POLE
- TREES
- CONTROL OF ACCESS
- PROPERTY LINE
- R.O.W. TAKING LINE
- SLOPE RIGHTS
- TOP OF CUT
- TOE OF SLOPE

DATUM

VERTICAL	NGVD 1929
HORIZONTAL	N/A



Pin # 76E093
 Date: 02/02/1982

M

PROJECT PROCESSED UNDER
 SECONDARY ROAD PLAN

SUBMITTED BY ORDER OF THE STATE TRANSPORTATION BOARD

APPROVED: *S.J.G. PE* DATE: 02-02-82
 DIRECTOR OF ENGINEERING AND CONSTRUCTION

DEPARTMENT OF TRANSPORTATION
 FEDERAL HIGHWAY ADMINISTRATION

APPROVED: _____ DATE: _____
 DIVISION ADMINISTRATOR

PROJECT: **F** NR 021-1(7)S

SHEET 1 OF 50 SHEETS

These plans are subject to such engineering changes as may be required by the Federal Highway Administration or the Director of Engineering and Construction.

Construction is to be carried on in accordance with these plans and the Standard Specifications for Highway and Bridge Construction dated March, 1976, as approved by the Federal Highway Administration on October 27, 1976 for use on this project, including all subsequent revisions and such revised specifications and special provisions as are incorporated in these plans.