

INTERSTATE ONE WAY RAMP TYPICALS

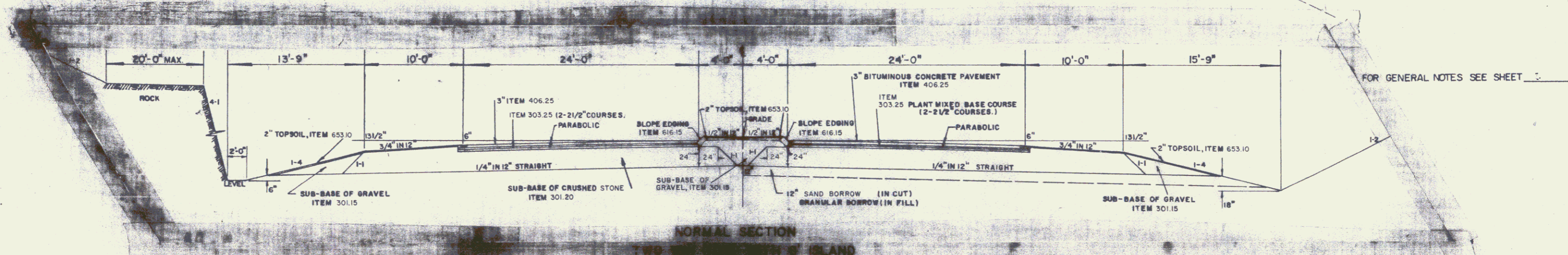
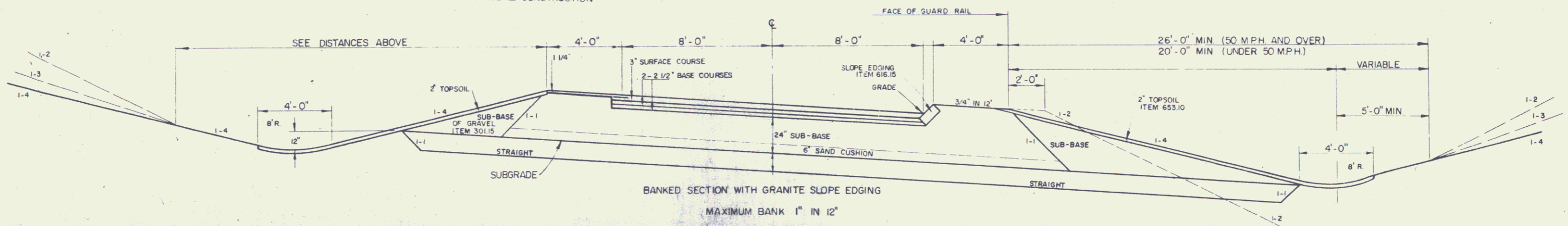
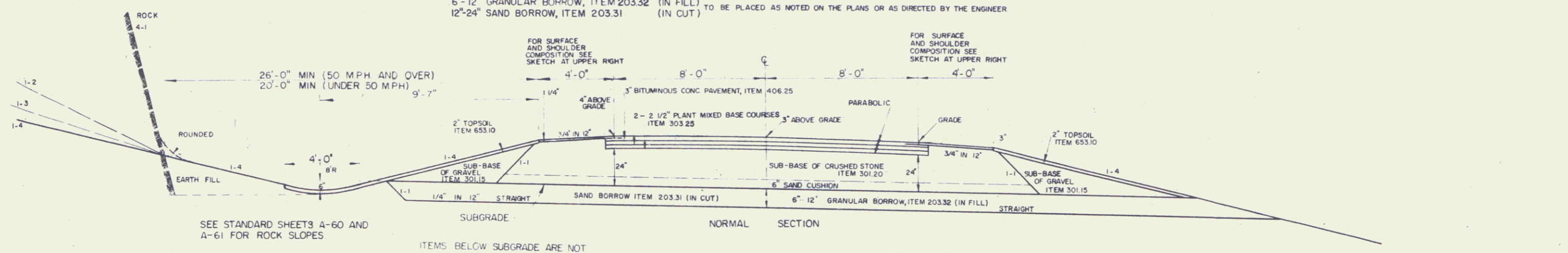
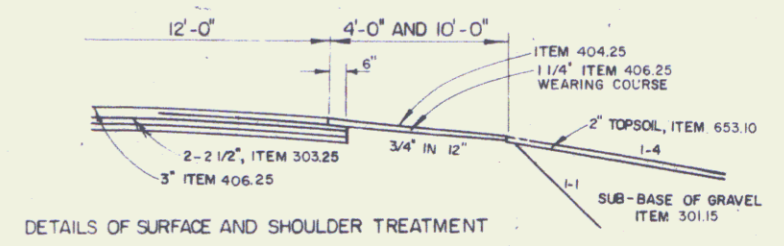
THESE ITEMS ARE NOT A PART OF STAGE I CONSTRUCTION.

3" BITUMINOUS CONCRETE PAVEMENT, ITEM 406.25 (± 1/4" FOR TOTAL THICKNESS) (1 1/4" WEARING COURSE OVER 1 3/4" BINDING COURSE)
 5" PLANT MIXED BASE COURSE, ITEM 303.25 (± 1/2" FOR TOTAL THICKNESS) (2-2 1/2" COURSES)
 24" SUB-BASE OF CRUSHED STONE, ITEM 301.20 (± 1")
 SUB-BASE OF GRAVEL, ITEM 301.15

PERMISSIBLE TOLERANCES IN PARENTHESES APPLY TO THICKNESS ONLY

SHOULDERS 1 1/4" BITUMINOUS CONCRETE PAVEMENT, ITEM 406.25 (WEARING COURSE, WITH ITEM 404.25

6"-12" GRANULAR BORROW, ITEM 203.32 (IN FILL) TO BE PLACED AS NOTED ON THE PLANS OR AS DIRECTED BY THE ENGINEER
 12"-24" SAND BORROW, ITEM 203.31 (IN CUT)



WEST PUTLAND - RUTLAND
 DRAWN: AJA FEB 1968
 TRACED: AJA
 STAGE I CONSTRUCTION
 PROJECT F NO. 020-1(11)
 SHEET 5 OF 72