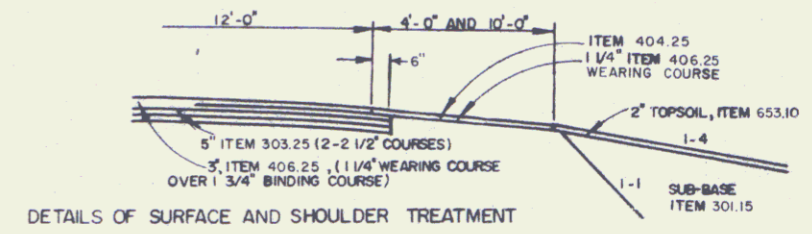


INTERSTATE TWO WAY RAMP TYPICAL SECTIONS

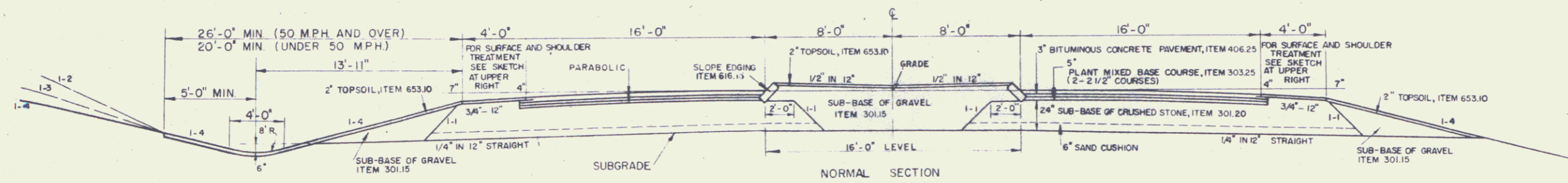
THESE ITEMS ARE NOT A PART OF STAGE I CONSTRUCTION.

3" BITUMINOUS CONCRETE PAVEMENT, ITEM 406.25 ($\pm 1/4"$ FOR TOTAL THICKNESS) 1 1/4" WEARING COURSE, OVER 1 3/4" BINDING COURSE
 5" PLANT MIXED BASE COURSE, ITEM 303.25 ($\pm 1/2"$ FOR TOTAL THICKNESS) (2-2 1/2" COURSES)
 24" SUB-BASE OF CRUSHED STONE, ITEM 301.20 ($\pm 1"$)
 SUB-BASE OF GRAVEL, ITEM 301.15
 SHOULDERS: 1 1/4" BITUMINOUS CONCRETE PAVEMENT, ITEM 406.25 (WEARING COURSE, WITH ITEM 404.25)

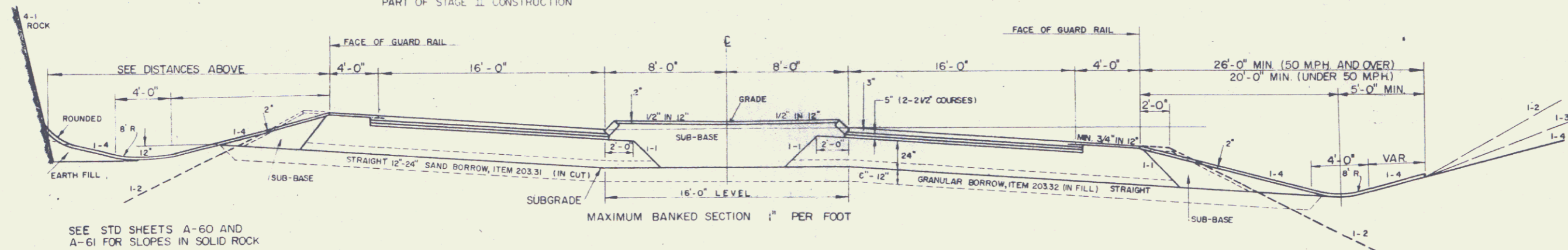
6"-12" GRANULAR BORROW, ITEM 203.32 ($\pm 1"$) IN FILL TO BE PLACED AS NOTED ON THE PLANS OR AS DIRECTED BY THE ENGINEER
 12"-24" SAND BORROW, ITEM 203.31 ($\pm 1"$) IN CUT



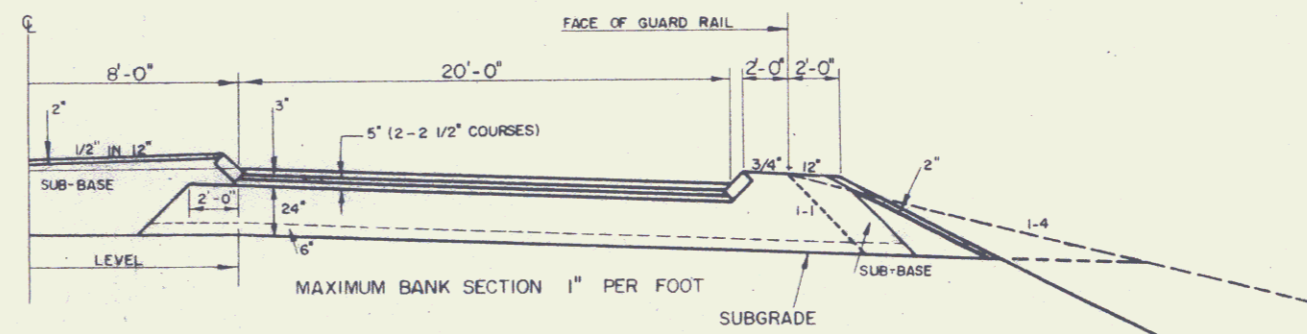
PERMISSIBLE TOLERANCES IN PARENTHESIS APPLY TO THICKNESS ONLY



ITEMS BELOW SUBGRADE ARE NOT PART OF STAGE II CONSTRUCTION



SEE STD SHEETS A-60 AND A-61 FOR SLOPES IN SOLID ROCK



FOR GENERAL NOTES SEE SHEET 3 OF

WEST RUTLAND - RUTLAND

STAGE I CONSTRUCTION

DRAWN: AJA
 RACED: AJA
 PROJ. NO. 020-1(1/1)
 SHEET 4 OF 72