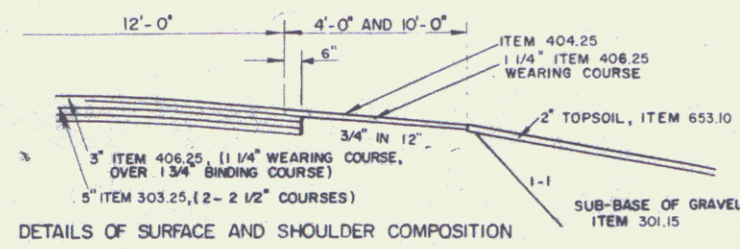


INTERSTATE AND ARTERIAL TYPICAL SECTIONS



3" BITUMINOUS CONCRETE PAVEMENT, ITEM 406.25 ($\pm 1/4"$ FOR TOTAL THICKNESS) 1/4" WEARING COURSE OVER 1 3/4" BINDING COURSE
5" PLANT MIXED BASE COURSE, ITEM 303.25 ($\pm 1/2"$ FOR TOTAL THICKNESS) (2 - 2 1/2" COURSES)
24" SUB-BASE OF CRUSHED STONE, ITEM 301.20 ($\pm 1"$)
SUB-BASE OF GRAVEL, ITEM 301.15

SHOULDERS: 1 1/4" BITUMINOUS CONCRETE PAVEMENT, ITEM 406.25 (WEARING COURSE, WITH ITEM 404.25)

6"-12" GRANULAR BORROW, ITEM 203.32 (IN FILL)
12"-24" SAND BORROW, ITEM 203.31 (IN CUT)

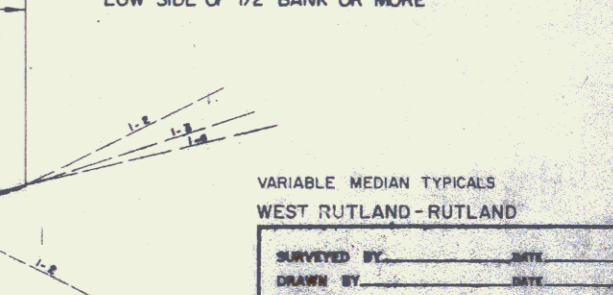
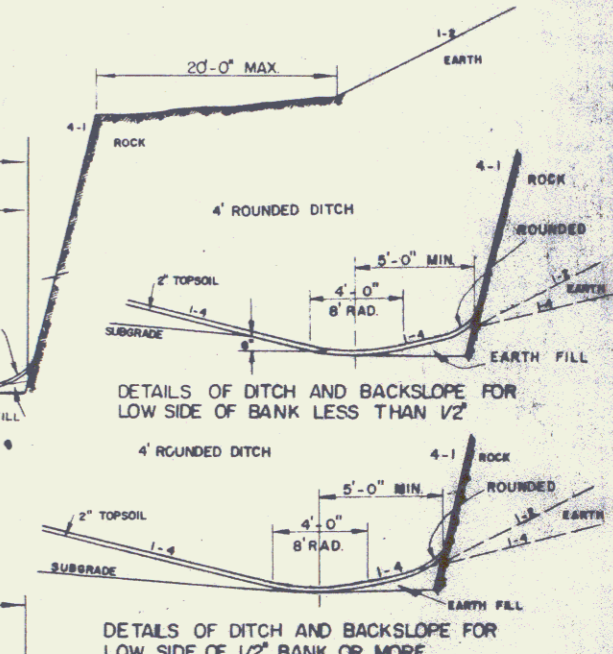
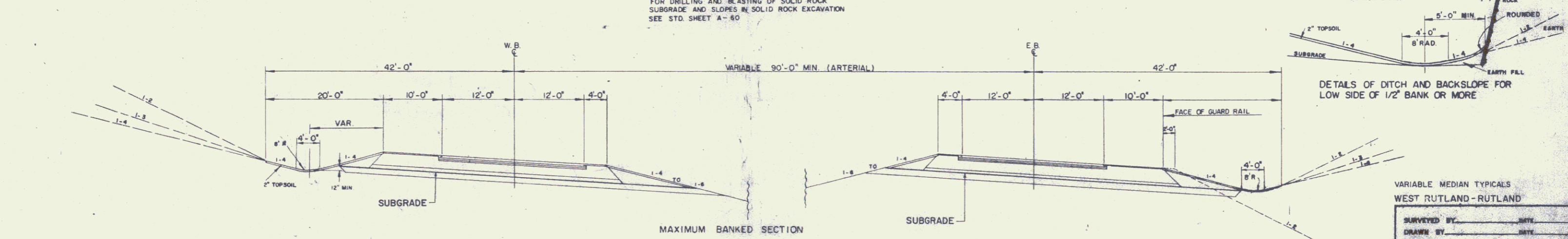
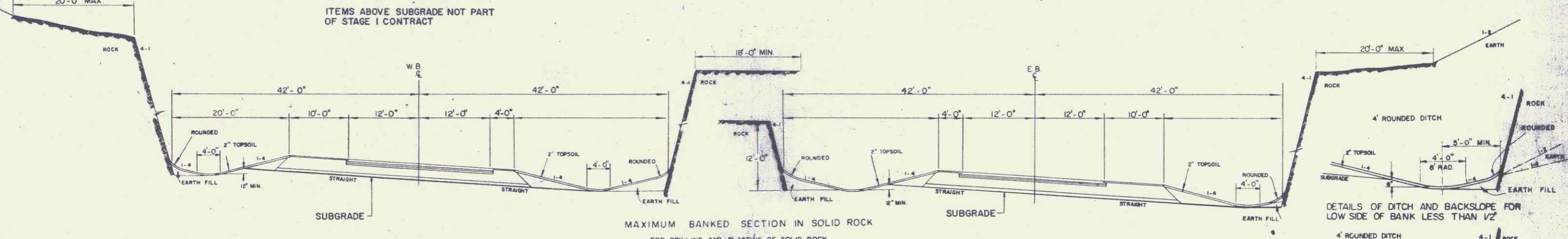
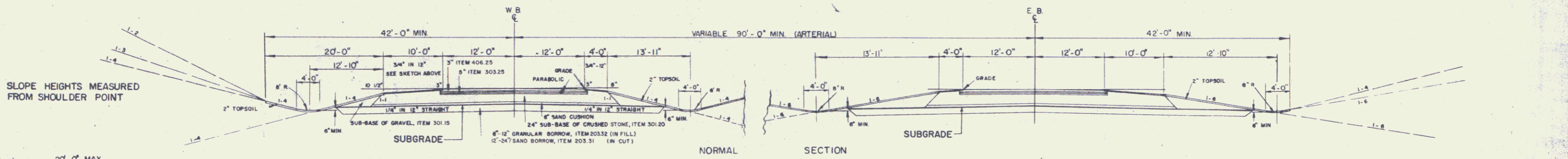
THESE ITEMS ARE NOT A PART OF STAGE I CONSTRUCTION

PERMISSIBLE TOLERANCES IN PARENTHESIS APPLY TO THICKNESS ONLY.

SEEDING FORMULA ITEM 651.0 RURAL AREAS				
% WT	LBS/A	NAME	Pur %	Germ %
41.67	25	Creeping Red Fescue	98	85
25.00	15	Alfalfa	99	85
8.33	5	Red Top	92	85
16.67	10	Perennial Rye Grass	95	90
8.33	5	Birdfoot Trefoil (Var Empire)	98	80
100.00	60			

The seed mixture shall not have a weed content exceeding 0.40% by weight and shall be free from all noxious weed seed.

FOR ROUNDING OF SLOPES, SEE STANDARD SHEET B-5
STEEL MARKER POSTS, ITEM 619.16, TO BE PLACED AS DIRECTED BY THE ENGINEER.
HAY MULCH, ITEM 651.25 TO BE PLACED ON ALL EARTH SLOPES AT THE RATE OF TWO TONS PER ACRE
FERTILIZER, ITEM 651.5 SHALL BE MIXED AS FOLLOWS
NITROGEN 10 %
PHOSPHORUS 20 %
POTASH 10 %
FERTILIZER SHALL BE DELIVERED IN BAGS OF NOT TO EXCEED 100 LBS EA AND IS TO BE APPLIED AT THE RATE OF 500 LBS PER ACRE
AGRICULTURAL LIMESTONE, ITEM 651.20 TO BE APPLIED TO ALL EARTH SLOPES AT THE RATE OF TWO TONS PER ACRE OR AS DIRECTED BY THE ENGINEER
ALL TOPSOIL TO BE PLACED DURING STAGE II CONSTRUCTION AS DIRECTED BY THE ENGINEER.



VARIABLE MEDIAN TYPICALS
WEST RUTLAND - RUTLAND

SURVEYED BY	DATE
DRAWN BY	DATE
TRACED BY	DATE
STAGE I CONSTRUCTION	
PROJ. F	NO. 020-1(1/1)
SHEET 3	OF 72