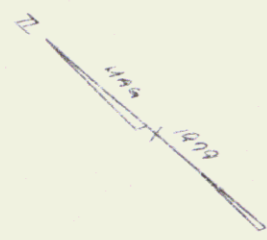


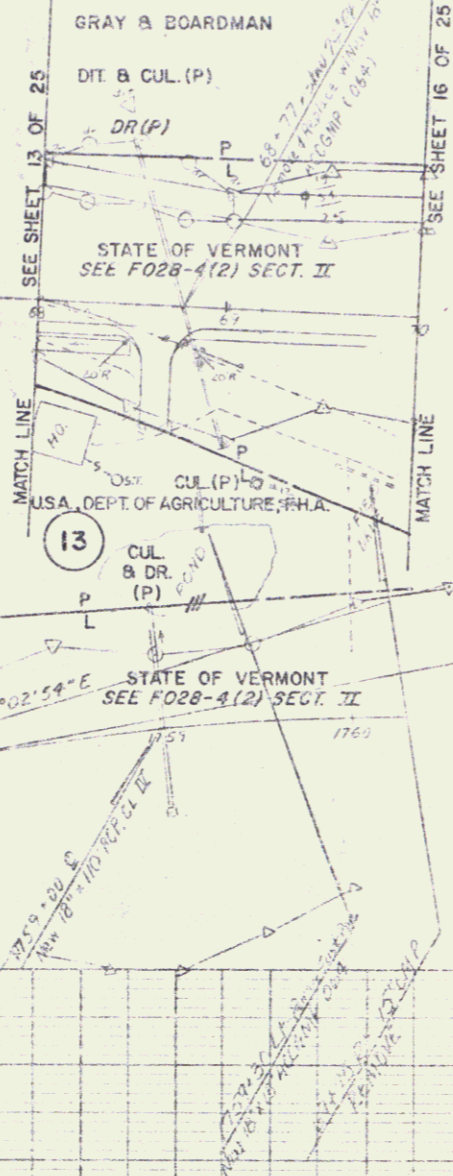
PLAN
 DATE: 10/1/86
 DRAWN BY: J. W. WILSON
 CHECKED BY: J. W. WILSON
 NO. 14

PROFILE
 DATE: 10/1/86
 DRAWN BY: J. W. WILSON
 CHECKED BY: J. W. WILSON
 NO. 14



TH 7 PI 65+37.38 =
 45+32.04
 SA=3 PI 5+29.28 =
 5+32.04
 Δ = 29° 54' 17"

PT 66+23.04



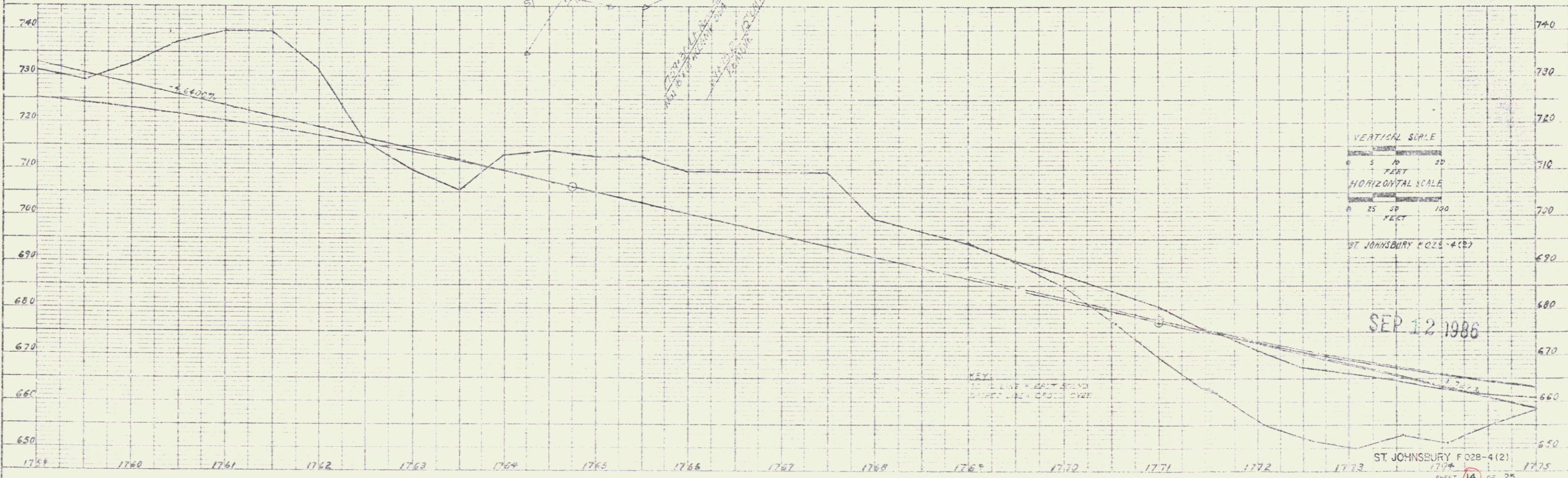
GUARD RAIL THREE LANE
 W/ LT WOOD POSTS
 LT
 TH 7 68100 - 70400 (20' Spacing)

REMOVAL AND DISPOSAL OF
 EXISTING GUARD RAIL
 63700 - 67400

SPECIAL ORDER # STONE FILL TYPE I
 LT
 63700 - 6050

CONSTRUCT DRIVE
 LT
 68100 - 69100
 RT
 68165

SCALE
 0 25 50 100
 FEET



W&F PLATE 1 PLAN PROFILE