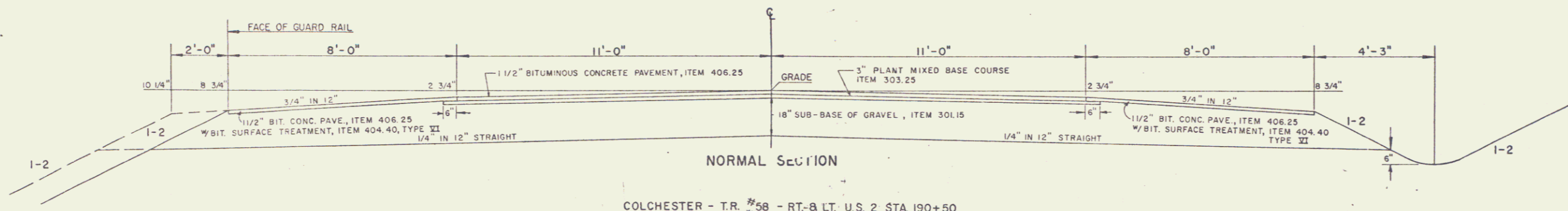
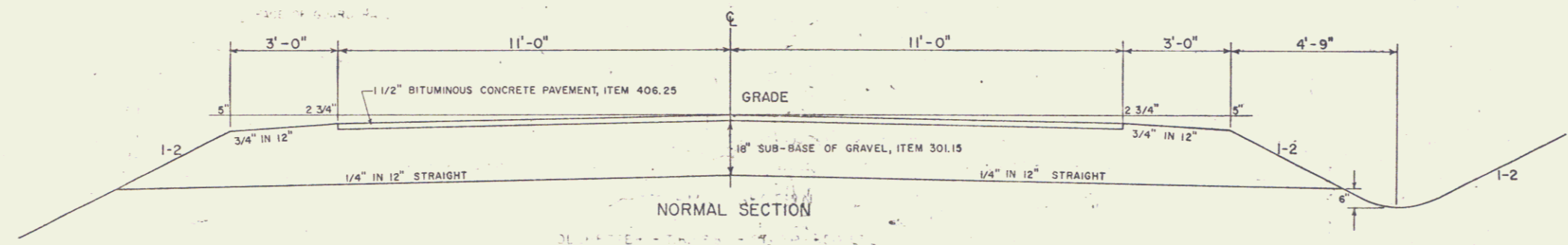


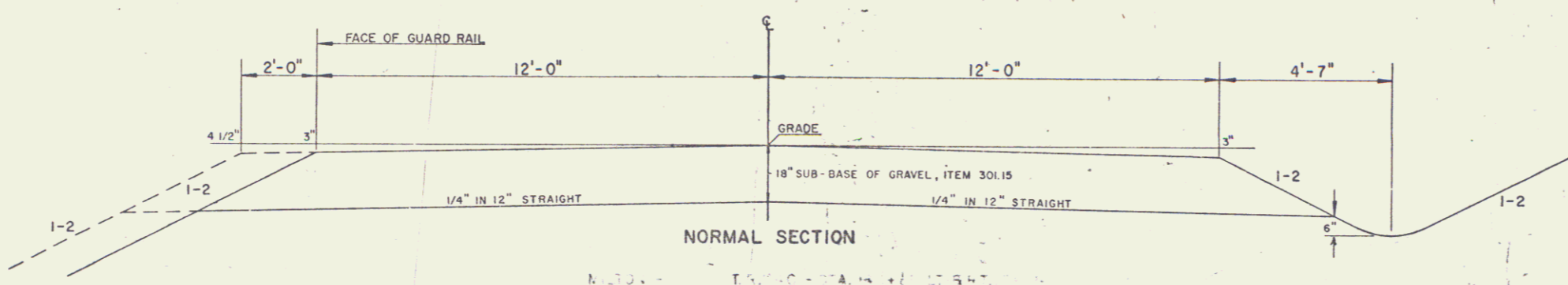
TOWN ROAD TYPICAL SECTIONS



NORMAL SECTION
 COLCHESTER - T.R. #58 - RT. & LT. U.S. 2 STA. 190+50
 - T.R. #40 - LT. U.S. 2 STA. 223+59 LT.

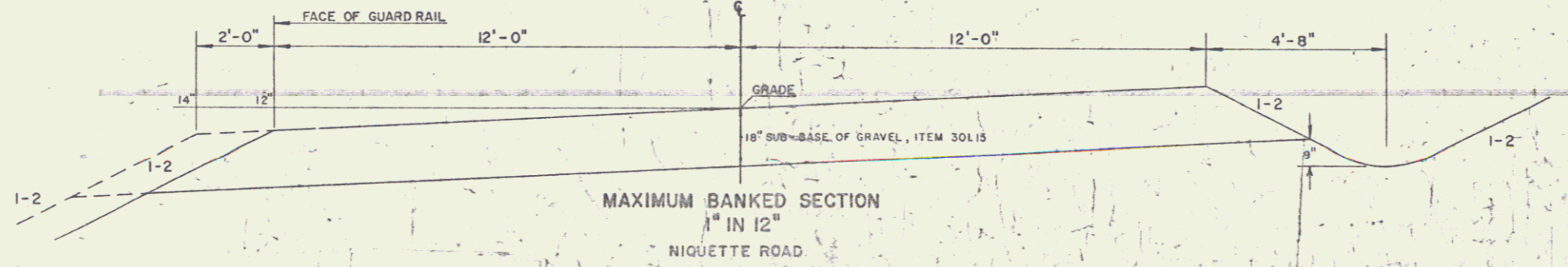


NORMAL SECTION
 MILTON - T.R. #40 - LT. & RT. U.S. 2 STA. 143+68
 COLCHESTER-NIQUETTE RD, LT. U.S. 2 STA. 259+44
 APPROACH TO EXISTING U.S. 2, LT. STA. 265



NORMAL SECTION
 COLCHESTER - T.R. #40 - RT. U.S. 2 STA. 223+59
 COLCHESTER - NIQUETTE ROAD - RT. U.S. 2 STA. 259+44

FOR GENERAL NOTES SEE SHEET 2



MAXIMUM BANKED SECTION
 1/4" IN 12"
 NIQUETTE ROAD

SINGLE STAGE CONSTRUCTION
 MILTON - COLCHESTER

SURVEYED BY: _____ DATE: _____
 DRAWN BY: _____ DATE: _____
 TRACED BY: B.R.S. DATE: 6/69

PROJ. F - NO. 028-1(3)
 SHEET 26 OF 40