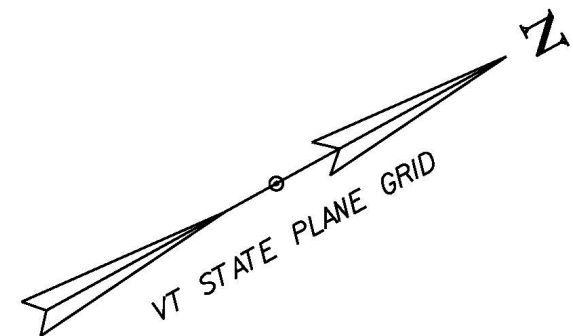
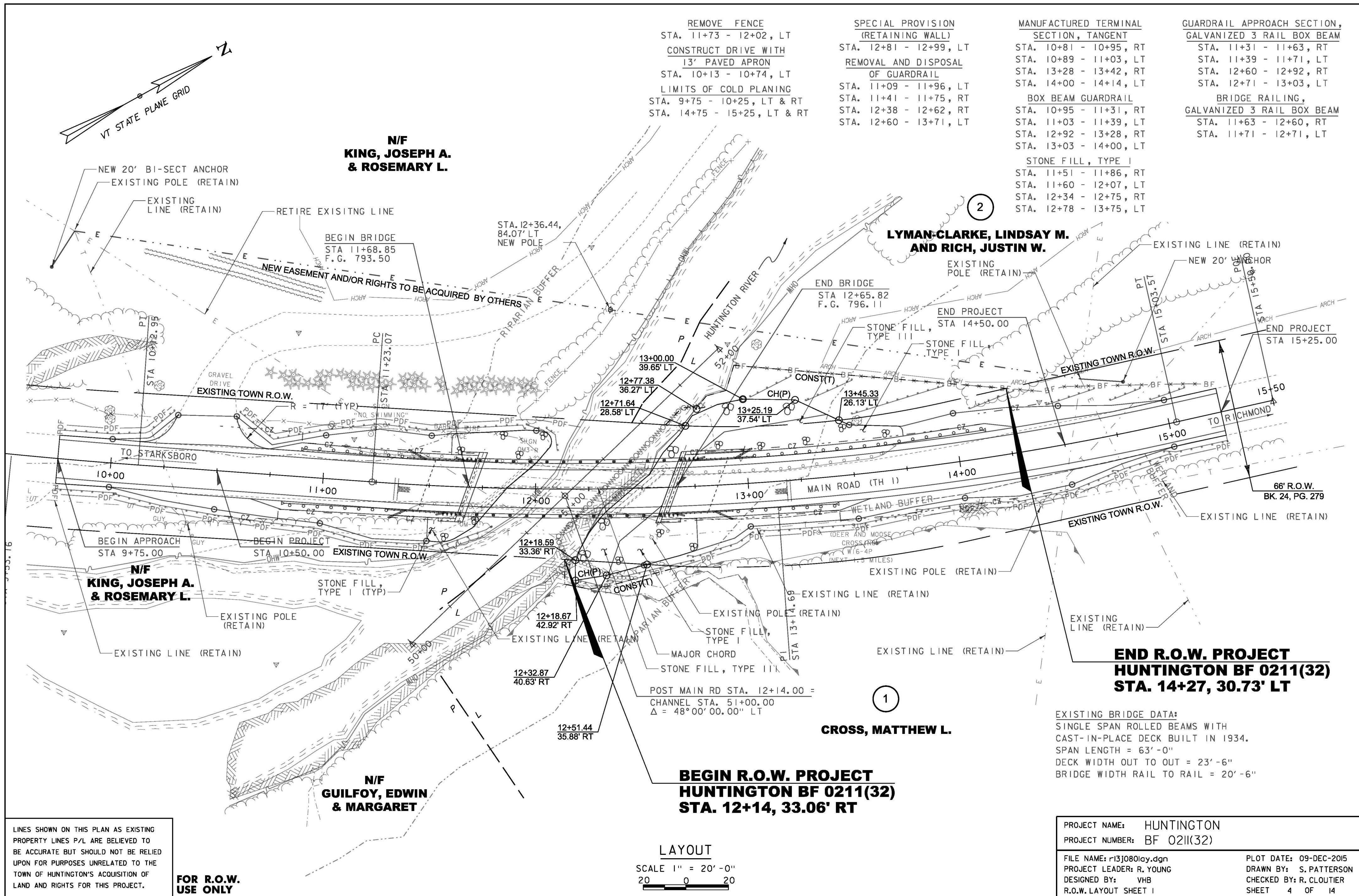


Original Drawing - Ink on Polymer meeting the requirements of 27 V.S.A. § 1403



REMOVE FENCE  
STA. 11+73 - 12+02, LT  
CONSTRUCT DRIVE WITH  
13' PAVED APRON  
STA. 10+13 - 10+74, LT  
LIMITS OF COLD PLANING  
STA. 9+75 - 10+25, LT & RT  
STA. 14+75 - 15+25, LT & RT

SPECIAL PROVISION  
(RETAINING WALL)  
STA. 12+81 - 12+99, LT  
REMOVAL AND DISPOSAL  
OF GUARDRAIL  
STA. 11+09 - 11+96, LT  
STA. 11+41 - 11+75, RT  
STA. 12+38 - 12+62, RT  
STA. 12+60 - 13+71, LT

MANUFACTURED TERMINAL  
SECTION, TANGENT  
STA. 10+81 - 10+95, RT  
STA. 10+89 - 11+03, LT  
STA. 13+28 - 13+42, RT  
STA. 14+00 - 14+14, LT  
BOX BEAM GUARDRAIL  
STA. 10+95 - 11+31, RT  
STA. 11+03 - 11+39, LT  
STA. 12+92 - 13+28, RT  
STA. 13+03 - 14+00, LT  
STONE FILL, TYPE I  
STA. 11+51 - 11+86, RT  
STA. 11+60 - 12+07, LT  
STA. 12+34 - 12+75, RT  
STA. 12+78 - 13+75, LT

GUARDRAIL APPROACH SECTION,  
GALVANIZED 3 RAIL BOX BEAM  
STA. 11+31 - 11+63, RT  
STA. 11+39 - 11+71, LT  
STA. 12+60 - 12+92, RT  
STA. 12+71 - 13+03, LT  
BRIDGE RAILING,  
GALVANIZED 3 RAIL BOX BEAM  
STA. 11+63 - 12+60, RT  
STA. 11+71 - 12+71, LT

**N/F  
KING, JOSEPH A.  
& ROSEMARY L.**

**LYMAN-CLARKE, LINDSAY M.  
AND RICH, JUSTIN W.**

**N/F  
KING, JOSEPH A.  
& ROSEMARY L.**

**N/F  
GUILFOY, EDWIN  
& MARGARET**

**END R.O.W. PROJECT  
HUNTINGTON BF 0211(32)  
STA. 14+27, 30.73' LT**

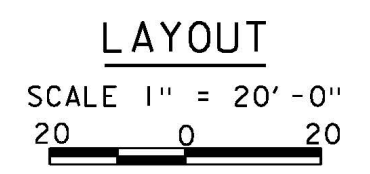
**CROSS, MATTHEW L.**

**BEGIN R.O.W. PROJECT  
HUNTINGTON BF 0211(32)  
STA. 12+14, 33.06' RT**

EXISTING BRIDGE DATA:  
SINGLE SPAN ROLLED BEAMS WITH  
CAST-IN-PLACE DECK BUILT IN 1934.  
SPAN LENGTH = 63'-0"  
DECK WIDTH OUT TO OUT = 23'-6"  
BRIDGE WIDTH RAIL TO RAIL = 20'-6"

LINES SHOWN ON THIS PLAN AS EXISTING  
PROPERTY LINES P/L ARE BELIEVED TO  
BE ACCURATE BUT SHOULD NOT BE RELIED  
UPON FOR PURPOSES UNRELATED TO THE  
TOWN OF HUNTINGTON'S ACQUISITION OF  
LAND AND RIGHTS FOR THIS PROJECT.

**FOR R.O.W.  
USE ONLY**



PROJECT NAME: HUNTINGTON	FILE NAME: r13j080lay.dgn	PLOT DATE: 09-DEC-2015
PROJECT NUMBER: BF 0211(32)	PROJECT LEADER: R. YOUNG	DRAWN BY: S. PATTERSON
	DESIGNED BY: VHB	CHECKED BY: R. CLOUTIER
	R.O.W. LAYOUT SHEET 1	SHEET 4 OF 14