

STONE FILL, TYPE I  
 STA. 328+53 - STA. 328+67 LT  
 STA. 328+59 - STA. 328+90 RT

STONE FILL, TYPE II  
 STA. 330+00 - STA. 331+50 LT

GRUBBING MATERIAL (12")  
 STA. 330+00 - STA. 331+50 LT

GRUBBING MATERIAL (6")  
 STA. 328+59 - STA. 328+90 RT

GEOTEXTILE UNDER STONE FILL  
 STA. 328+53 - STA. 328+67 LT  
 STA. 328+59 - STA. 328+90 RT

TEMPORARY 4 INCH WHITE LINE, PAINT  
 STA. 328+25 - STA. 333+00 (SOLID LT & RT)

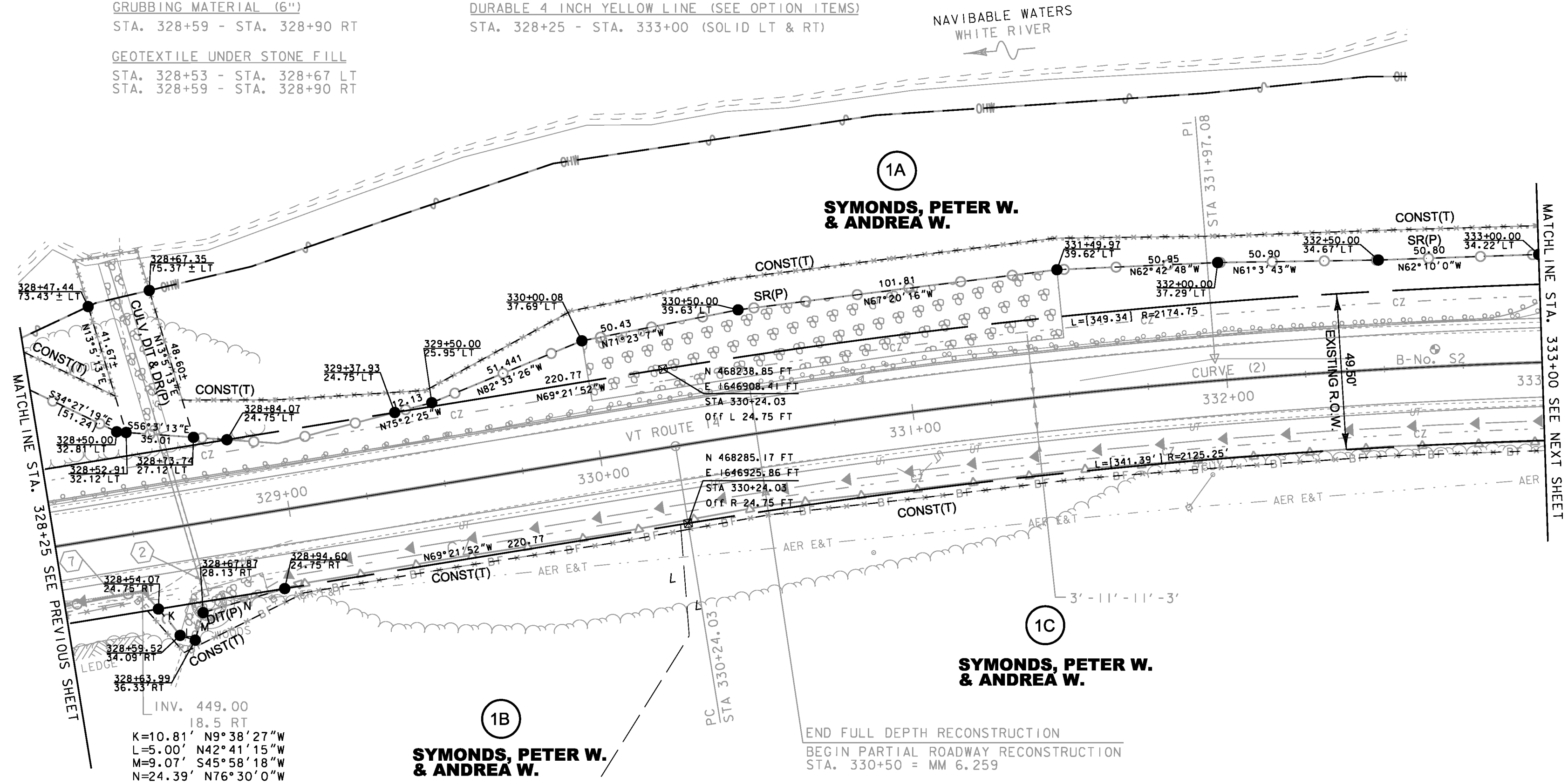
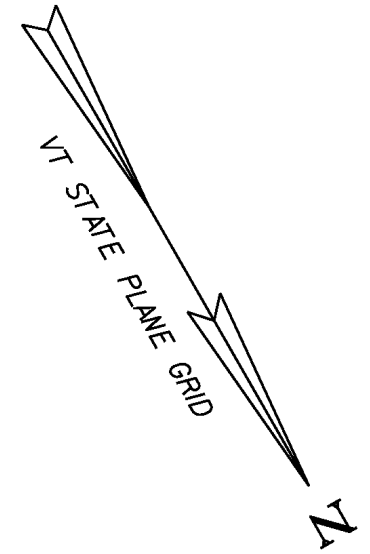
TEMPORARY 4 INCH YELLOW LINE, PAINT  
 STA. 328+25 - STA. 333+00 (SOLID LT & RT)

DURABLE 4 INCH WHITE LINE (SEE OPTION ITEMS)  
 STA. 328+25 - STA. 333+00 (SOLID LT & RT)

DURABLE 4 INCH YELLOW LINE (SEE OPTION ITEMS)  
 STA. 328+25 - STA. 333+00 (SOLID LT & RT)

6 INCH UNDERDRAIN PIPE  
 STA. 328+25 - STA. 328+50 RT

REMOVE AND RESET GUARDRAIL  
 STA. 328+25 - STA. 333+00 LT



- ② STA. 328+70.00 RT 23' TO STA. 328+63.30 LT 30' REPLACE EXISTING 15" CMP WITH NEW 24" CPEP (SL) LENGTH = 54'-0" INV. IN = 449.93' INV. OUT = 446.77' ASKEW ANGLE = 82.9°RT CONSTRUCT INLET PROTECTION PAD STONE FILL, TYPE I
- ⑦ STA. 328+25.00 RT 18.5' TO STA. 328+50.00 RT 18.5' INSTALL 6" UNDERDRAIN LENGTH = 25'-0"

BARRIER FENCE  
 STA. 328+25.00 - STA. 333+00.00 RT

GEOTEXTILE FOR SILT FENCE, WOVEN WIRE REINFORCED  
 STA. 328+25.00 - STA. 333+00.00 LT

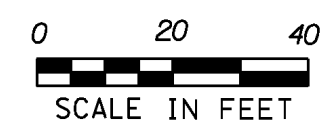
INLET PROTECTION DEVICE, TYPE I  
 STA. 328+70.00 RT

TEMPORARY STONE CHECK DAM, TYPE I  
 STA. 328+25.00 - 328+52.00 RT  
 STA. 328+97.00 - 333+00.00 RT

LINE SHOWN ON THIS PLAN AS EXISTING PROPERTY LINES P/L ARE BELIEVED TO BE ACCURATE BUT SHOULD NOT BE RELIED UPON FOR PURPOSES UNRELATED TO THE STATE OF VERMONT'S ACQUISITION OF LAND AND RIGHTS FOR THIS PROJECT.

CURVE (2)  
 DELTA = 9° 12' 13"  
 D = 2° 39' 54"  
 R = 2150.00'  
 T = 173.05'  
 L = 345.36'  
 E = 6.95'  
 BANKING = 0.049 FT/FT AT 50 MPH

**FOR R.O.W. USE ONLY**



PROJECT NAME: SHARON	PROJECT NUMBER: STP 0147 (20)
FILE NAME: z12c410bdr.dgn	PLOT DATE: 10-SEP-2014
PROJECT LEADER: J. TUCKER	DRAWN BY: B. MACK
DESIGNED BY: B. MACK	CHECKED BY: J. TUCKER
ROW LAYOUT SHEET 2	ROW SHEET 5 OF 17