

INDEX OF SHEETS

SHEET NO. 1	TITLE PAGE
" 2	TYPICAL CROSS-SECTION OF IMPROVEMENT - GRAVEL SURFACE COURSE - ITEM 20
" 3	BANKING AND WIDENING TABLES
" 4-6	PLAN AND PROFILE SHEETS
" 7	S.T.D. NO. 25-30 (ONE SPAN @ 40'-30" SKEW)
" 8	REBUTMENT DETAILS (ROBINSON BRIDGE)
" 9	S.T.D. NO. 45-55 (ONE SPAN @ 80'-50")
" 10	REBUTMENT DETAILS (CONE BRIDGE)
" 11	S.D. 5A; CABLE RAIL
" 12	STANDARD STRUCTURE SHEET 528; BARRICADES, SIGNS & LIGHTS
" 13	" " " " 528; TYPICAL DETAILS-520, 523, 525, 526, 511, 512
" 14	" " " " 528; PIPE CULVERTS
" 15	" " " " 530; GUNITE RAIL
" 16	" " " " 531; BOUNDARY MARKERS
" 17-23	CROSS-SECTIONS

Standard Structure Sheet 528 approved by the Chief Engineer on July 14, 1933.

Standard Structure Sheet 530 approved by the Chief Engineer on Aug. 15, 1933.

Standard Structure Sheet 531 approved by the Chief Engineer on July 25, 1934.

FED. ROAD DIST. NO.	STATE	FISCAL YEAR	FISCAL YEAR	SHEET NO.	TOTAL SHEETS
9	Vt.	297A	1936	1	23

STATE OF VERMONT
STATE HIGHWAY DEPARTMENT

PLAN AND PROFILE OF PROPOSED
STATE HIGHWAY

U. S. WORKS PROGRAM SECONDARY OUTSIDE PROJECT (W.P.S.O. 207A)

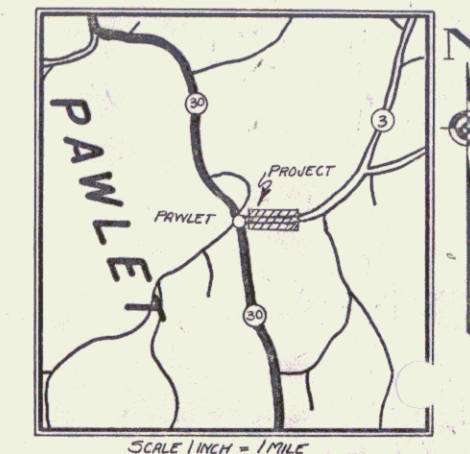
TOWN OF PAWLET

PAWLET - DANBY ROAD

TWO BRIDGES OVER FLOWER BROOK

FROM BEN ROBINSON'S STORE SOUTHEASTERLY 0.293 MILES TO GERTRUDE ROBINSON'S HOUSE.

LENGTH OF BRIDGE NO. 1 = 64.0 FT. = 0.012 MI.
 " " " NO. 2 = 54.0 FT. = 0.010 MI.
 " " ROADWAY --- = 1432.0 FT. = 0.271 MI.
 TOTAL LENGTH OF PROJECT --- = 1500.0 FT. = 0.293 MI.



RIGHT-OF-WAY DIVISION
TOWN FILE

PERPETUAL
Town of Pawlet
(To Be Returned To R.O.W. Division)

RECORD PLANS
APRIL 2, 1937
12 F.T.

APPROVED: Nov 23 1935
[Signature]
COMMISSIONER OF HIGHWAYS
SUBMITTED BY ORDER OF THE STATE HIGHWAY BOARD

Pin # 11R003

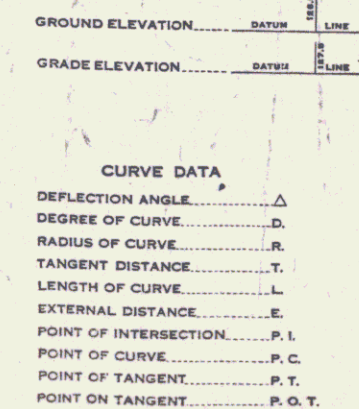
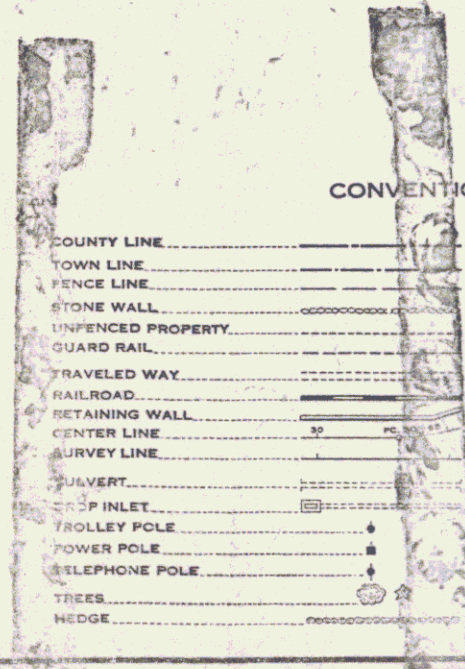
RECOMMENDED [Signature]
DISTRICT ENGINEER BUREAU OF PUBLIC ROADS
RECOMMENDED FOR APPROVAL [Signature]
CHIEF ENGINEER BUREAU OF PUBLIC ROADS
APPROVED [Signature]
DIRECTOR BUREAU OF PUBLIC ROADS

SERIES W.P.S.O. NO. 207A FILED
SHEET 1 OF 23

Project No. W.P.S.O. 207A

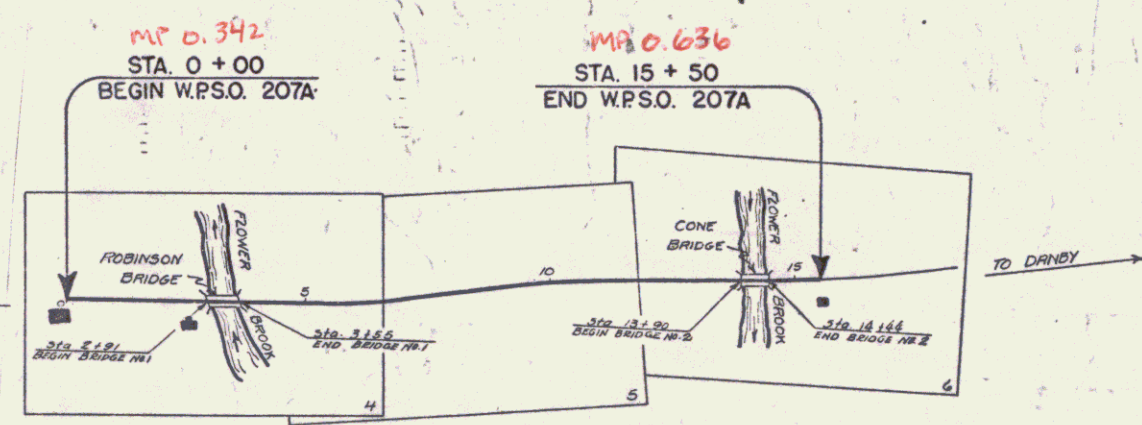
Dist. #1 Plans

4/13/33



SCALES

TITLE	1" = 200'
TYPICAL	1" = 2'
PLAN	1" = 20'
PROFILE	1" = 5'
CROSS-SECTIONS	1" = 5'



These plans are subject to such revisions as may be required by the Bureau of Public Roads or the Commissioner of Highways. Construction is to be carried on in accordance with the plans and Standard Road and Bridge Specifications of 1930, including all subsequent approved revisions and such revised specifications and special provisions as are submitted with the plans. Attention of the contractor is called to the fact that the State Highway Board reserves the right to extend this project at the same contract price, said cost of extension not to exceed 25% of the amount of the contract.