
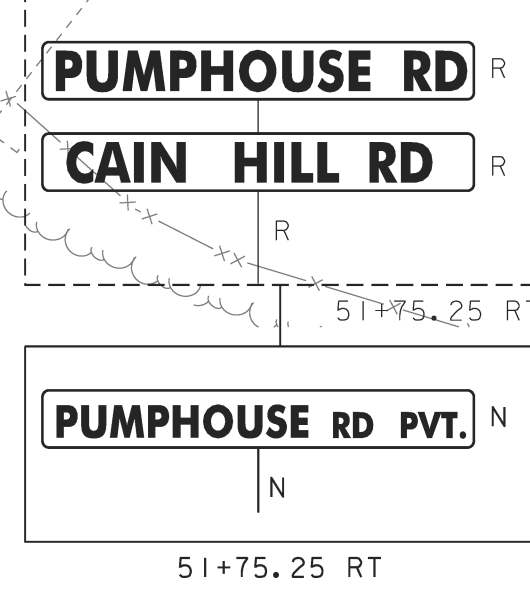
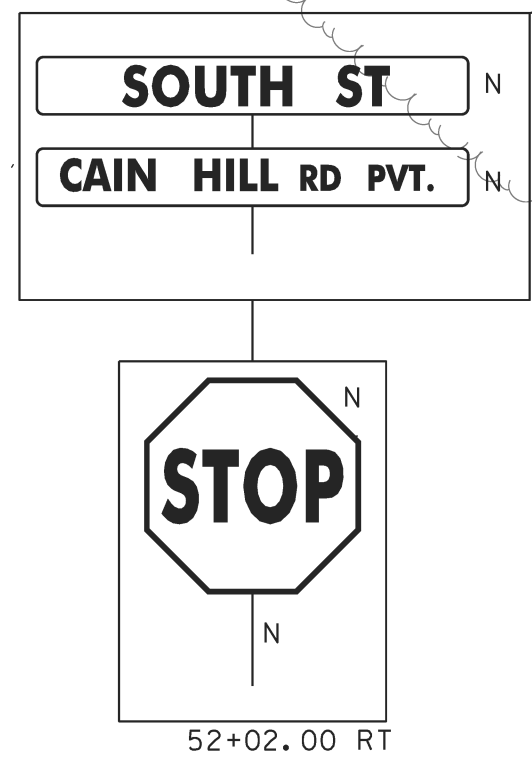


TRAFFIC SIGNS, TYPE A  
 STA. 51+75.25 RT  
 STA. 52+02.00 RT - 3  
 STA. 4+80.00 LT  
 STA. 54+06.00 RT

REMOVING SIGNS  
 STA. 51+75.00 LT  
 STA. 51+75.25 RT - 2  
 STA. 53+18.00 LT  
 STA. 54+19.00 RT

4" YELLOW LINE  
 STA. 50+25.00 TO STA. 55+25.00 (DOUBLE)  
 4" WHITE LINE  
 STA. 50+25.00 TO STA. 55+25.00 LT & RT



SIGN LAYOUT SHEET

SCALE 1" = 20'-0"  
 20 0 20

SIGN LEGEND

N = NEW  
 R = REMOVE

PROJECT NAME: BRISTOL	PLOT DATE: 06-MAR-2013
PROJECT NUMBER: BRO 1445(32)	DRAWN BY: R. PELLETT
FILE NAME: s05j352sign.dgn	CHECKED BY: T. FILLBACH
PROJECT LEADER: J. LACROIX	SHEET 14 OF 19
DESIGNED BY: G. LAROCHE	
SIGNS AND PAVEMENT MARKINGS	