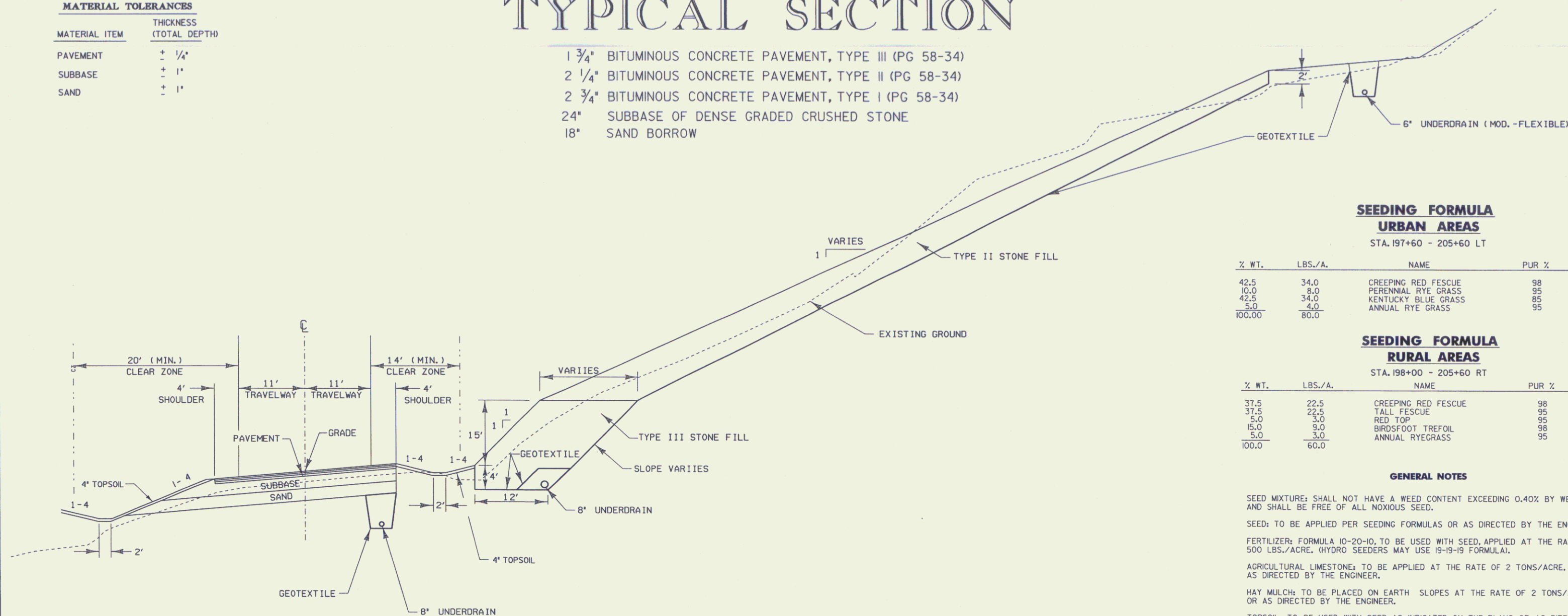


TYPICAL SECTION

MATERIAL TOLERANCES	
MATERIAL ITEM	THICKNESS (TOTAL DEPTH)
PAVEMENT	± 1/4"
SUBBASE	± 1"
SAND	± 1"

- 1 3/4" BITUMINOUS CONCRETE PAVEMENT, TYPE III (PG 58-34)
- 2 1/4" BITUMINOUS CONCRETE PAVEMENT, TYPE II (PG 58-34)
- 2 3/4" BITUMINOUS CONCRETE PAVEMENT, TYPE I (PG 58-34)
- 24" SUBBASE OF DENSE GRADED CRUSHED STONE
- 18" SAND BORROW



SEEDING FORMULA URBAN AREAS

STA. 197+60 - 205+60 LT

% WT.	LBS./A.	NAME	PUR %	GERM %
42.5	34.0	CREeping RED FESCUE	98	85
10.0	8.0	PERENNIAL RYE GRASS	95	90
42.5	34.0	KENTUCKY BLUE GRASS	85	85
5.0	4.0	ANNUAL RYE GRASS	95	85
100.00	80.0			

SEEDING FORMULA RURAL AREAS

STA. 198+00 - 205+60 RT

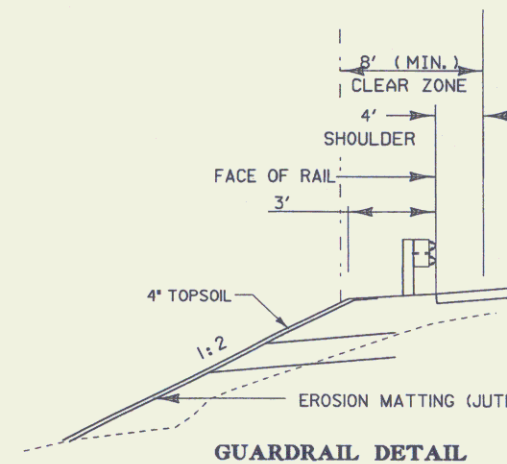
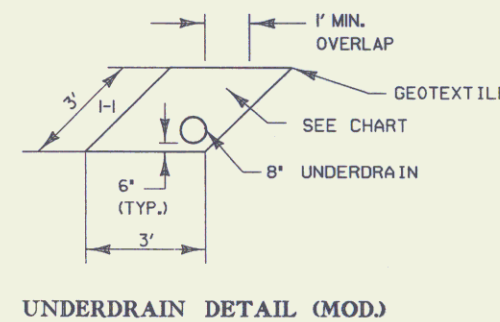
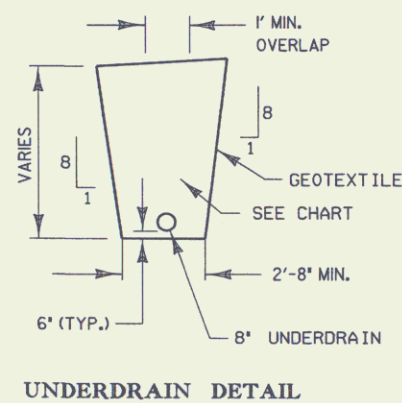
% WT.	LBS./A.	NAME	PUR %	GERM %
37.5	22.5	CREeping RED FESCUE	98	85
37.5	22.5	TALL FESCUE	95	90
5.0	3.0	RED TOP	95	90
15.0	9.0	BIRDFOOT TREFOIL	98	85
5.0	3.0	ANNUAL RYEGRASS	95	85
100.0	60.0			

GENERAL NOTES

- SEED MIXTURE: SHALL NOT HAVE A WEED CONTENT EXCEEDING 0.40% BY WEIGHT AND SHALL BE FREE OF ALL NOXIOUS SEED.
- SEED: TO BE APPLIED PER SEEDING FORMULAS OR AS DIRECTED BY THE ENGINEER.
- FERTILIZER: FORMULA 10-20-10, TO BE USED WITH SEED, APPLIED AT THE RATE OF 500 LBS./ACRE. (HYDRO SEEDERS MAY USE 19-19-19 FORMULA).
- AGRICULTURAL LIMESTONE: TO BE APPLIED AT THE RATE OF 2 TONS/ACRE, OR AS DIRECTED BY THE ENGINEER.
- HAY MULCH: TO BE PLACED ON EARTH SLOPES AT THE RATE OF 2 TONS/ACRE, OR AS DIRECTED BY THE ENGINEER.
- TOPSOIL: TO BE USED WITH SEED AS INDICATED ON THE PLANS, OR AS DIRECTED BY THE ENGINEER.
- MARKER POSTS: TO BE PLACED AS INDICATED OR AS DIRECTED BY THE ENGINEER.
- SLOPE ROUNDING: ALL CUT SLOPES TO BE ROUNDED IN ACCORDANCE WITH STANDARD SHEET B - 5.
- TACK COAT: EMULSIFIED ASPHALT IS TO BE APPLIED AT THE RATE OF 0.015 GAL/SY BETWEEN SUCCESSIVE COURSES OF PAVEMENT OR AS DIRECTED BY THE ENGINEER.

MAXIMUM 0.080 BANKED SECTION

CHART FOR UNDERDRAIN BACKFILL	
BACKFILL FOR 6" AND 8" UNDERDRAIN, SHALL MEET THE FOLLOWING GRADATION REQUIREMENTS:	
SIEVE SIZE	PERCENT BY WT. PASSING THE SQUARE MESH SIEVES
1.5"	100
1.0"	95-100
0.5"	60-80
NO. 4	40-55
NO. 8	5-25
NO. 16	0-12
NO. 50	0-5



N.T.S.

PROJECT NAME: HARDWICK	PLOT DATE: 31-MAY-2005
PROJECT NUMBER: ST 030-3(4)	DRAWN BY: M. NUTTER
FILE NAME: d04e060frm.dgn	CHECKED BY: A. BOMBARDIER
PROJECT LEADER: A. BOMBARDIER	ROW SHEET 2 OF 8 SHEETS
DESIGNED BY: M. NUTTER	
IPARM NAME: d04e060+yp.1	