

CHAIN LINK FENCE
47+00-63+00 Lt.
(1800 L.F. x 6' high)
47+00-63+00 Lt.

JUTE MATTING ITEM 625*
56+00-63+00 Lt.
55+00-63+00 Lt.


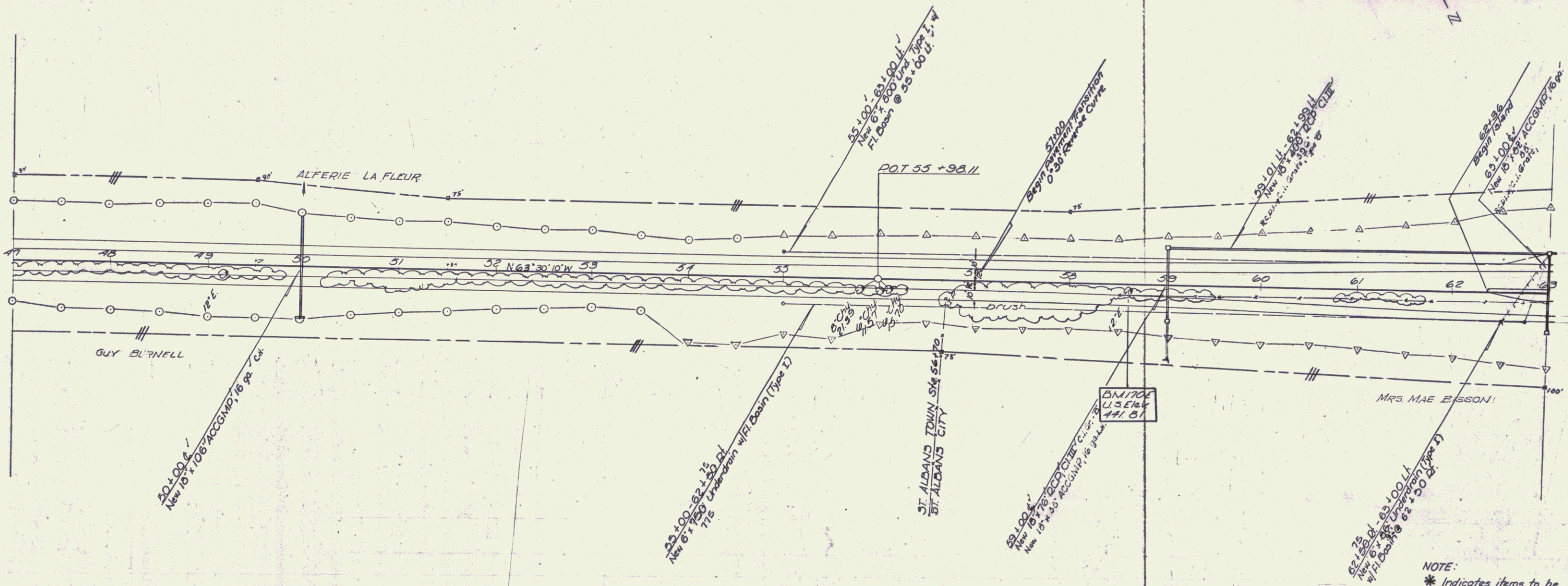
PROPERTY LINE FENCE
47+00-63+00 Lt.

SLOPE EDGING*
62+36-63+00

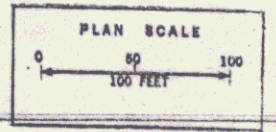
CONTROL OF ACCESS IS COMPLETE ON THIS SHEET.

*Seeding, Item 611
Fertilizer, Item 615
Topsoil, Item 621
62+36 - 63+00 Island

DATE	REVISION
NO.	DESCRIPTION
1	AS SHOWN
2	AS SHOWN
3	AS SHOWN
4	AS SHOWN
5	AS SHOWN



NOTE:
* Indicates items to be included in Stage II const.



Stage I Construction
ST. ALBANS
F 119-5(13)
Sheet 5 of 5 Sheets.