

**INDEX OF SHEETS**

SHEET NO.	Title Page
1.	Title Page
2.	Typical Cross Sections of Improvement
3.	Quantity Summary Sheet
4.5.	Item Detail and Drainage Sheet
6.7.	Earthwork Sheet
8.	Blank
9.	R.O.W. Detail Sheet
10-18.	Plan and Profile Sheets
19-20.	City of St. Albans Utilities
21.	Blank
25. A-61	Drilling and Blasting of Solid Rock Subgrade, Item 115
26. B-1	Banking Tables
27. B-5	Typical Slope Grading
28. B-11	Use of Underdrain with Shattered Rock Subgrade
29. B-16	Divisional Island Design
30. C-1	Curbs
31. C-1a	Curbs
32. D-2	Cement Rubble Masonry
33. D-4	Underdrain Flushing Basin
34. D-8	Drop Inlets
35. D-9	Drop Inlet Tops
36. D-10	Drop Inlet Tops
37. D-11	Grates
38. D-13	Catch Basins
39. E-1	Signs
40. E-31	Traffic Signs
41. F-1	Property Line Fence
42. F-2	Chain Link Fence
42a. F-3	Chain Link Fence
43. J-1	Boundary Markers
44.	Blank
45-76.	Roadway Cross Sections

**STATE OF VERMONT  
DEPARTMENT OF HIGHWAYS**

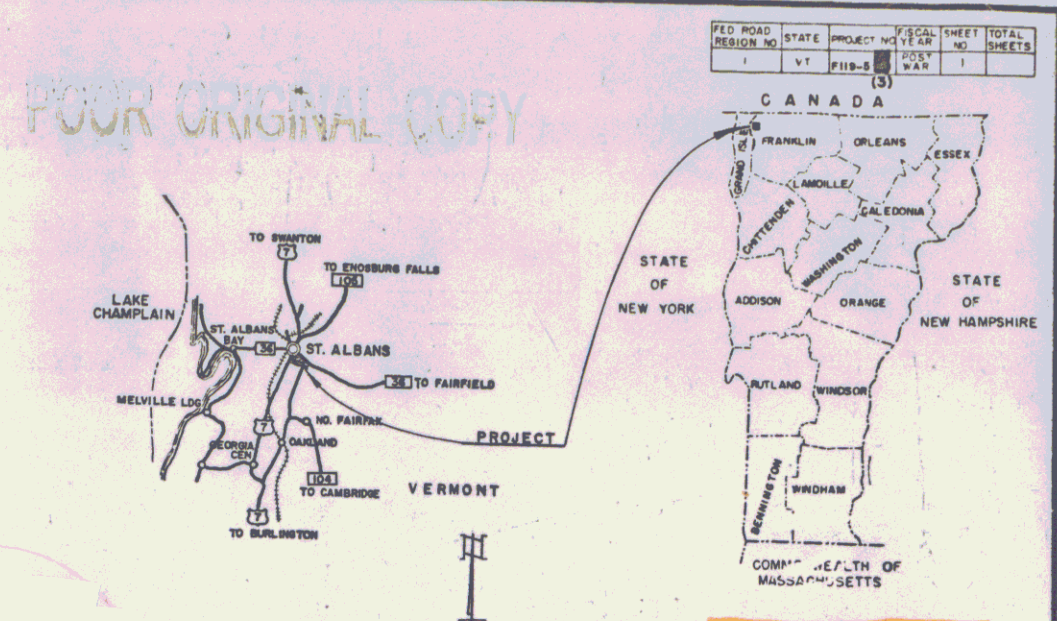
**PROPOSED IMPROVEMENT  
FEDERAL PROJECT**

**CITY OF ST. ALBANS  
TOWN OF ST. ALBANS  
COUNTY OF FRANKLIN  
U.S. ROUTE 7 SPUR**

BEGINNING AT U.S. ROUTE 7 & EXTENDING EASTERLY  
0.853 MILE

LENGTH OF PROJECT 4,505 FEET = 0.853 MILE

	I 89-3 (1) TO VT 104	VT 104 TO US #7
ADT (1958)	1820	1800
ADT (1975)	4050	3200
DHV (1975)	830	495
D	51 %	57 %
T	6 %	6 %
V	60 M.P.H.	60 M.P.H.



Pin # **00R806**  
Route **ST HWY**  
Date **6/6/68**



CONTRACTOR - LANE CONSTRUCTION - MERIDEN, CONN.  
RESIDENT ENGINEER - ALLEN REMICK  
INSPECTORS - W. JARVIS, W. PRESTON, P. CRANDALL,  
P. BEECHER, K. LEACH, G. DEAN


CONTRACT DATED APRIL 27, 1966  
STARTED MAY 11, 1966  
COMPLETED JUNE 6, 1968  
ACCEPTED JUNE 13, 1968

**RECORD PLANS  
PROJECT NAME & NUMBER TYPE STAGE I  
ST. ALBANS F119-5(1) GRADING & DRAINAGE  
MATERIALS**

CONCRETE CLASS 'B' - A.G. ANDERSON - SWANTON, VT.  
REINFORCING STEEL - BETHLEHEM STEEL CORP. - BETHLEHEM, PA.  
REINFORCED CONCRETE PIPE & END SECT. GALVANIZED CHAIN-LINK FENCE,  
PROPERTY LINE FENCE W/STEEL POSTS & BRACES - ST. GRISWOLD & CO. -  
ESSEX, VCT, VT.  
METAL PIPE CULVERTS & END SECT. - NEW ENGLAND METAL CULVERT -  
WHITE RIVER JCT. VT.  
CAST IRON GRATES - E.L. LEBARON FOUNDRY CO. - BROCTON, MASS.  
CEMENT LINED CAST IRON PIPE - GRIFFIN PIPE PRODUCTS - FLORENCE, N.J.  
GATE VALVES & VALVE BOXES - LUDLOW-RENSELAER VALVE CO. - TROY, N.Y.  
CEMENT LINED CAST IRON MECHANICAL JOINT FITTINGS - AMERICAN CAST  
IRON PIPE CO. - BIRMINGHAM, ALA.


NOTE: FOR STAGE II RECORD PLANS SEE GEORGIA-FAIFAX-FAIRFIELD-  
ST. ALBANS I69-3(41)

STAGE II PAVEMENT AREA = 13,015 SY.



CONTRACTOR - LANE CONSTRUCTION - MERIDEN, CONN.  
CONTRACTOR - LANE CONST. INC. - MERIDEN, CONN.  
CONST. COMPLETED - JUNE 6, 1968  
RECORD PLANS - H. BEARD

PROJECT NUMBER: St. Albans F-119-5(1)  
TYPE: Grading & Drainage - Stage I  
CONTRACTOR: Lane Construction Corp.  
LOCATION: Meriden, Conn.  
Beginning at U.S. Rte. 7 and extending easterly 0.853 mile.



APPROVED: *[Signature]* DATE: 7/23/64  
APPROVED: *[Signature]* DATE: 10 July 1968  
APPROVED: *[Signature]* DATE: 7/15/64  
APPROVED: *[Signature]* DATE: 7/10/64  
APPROVED: *[Signature]* DATE: 7/16/64

DEPARTMENT OF COMMERCE  
BUREAU OF PUBLIC ROADS

APPROVED: \_\_\_\_\_ DATE: \_\_\_\_\_  
DIVISION ENGINEER

PROJECT F NO. 119-5(1)  
SHEET 1 OF 213 SHEETS

THESE PLANS ARE SUBJECT TO SUCH REVISIONS AS MAY BE REQUIRED BY THE BUREAU OF PUBLIC ROADS OR THE COMMISSIONER OF HIGHWAYS.

CONSTRUCTION IS TO BE CARRIED ON IN ACCORDANCE WITH THESE PLANS AND THE STANDARD SPECIFICATIONS FOR HIGHWAY AND BRIDGE CONSTRUCTION DATED APRIL, 1964, AS APPROVED BY THE BUREAU OF PUBLIC ROADS ON OCTOBER 10, 1964, INCLUDING ALL SUBSEQUENT APPROVED REVISIONS AND SUCH REVISED SPECIFICATIONS AND SPECIAL PROVISIONS AS ARE INCORPORATED IN THESE PLANS.