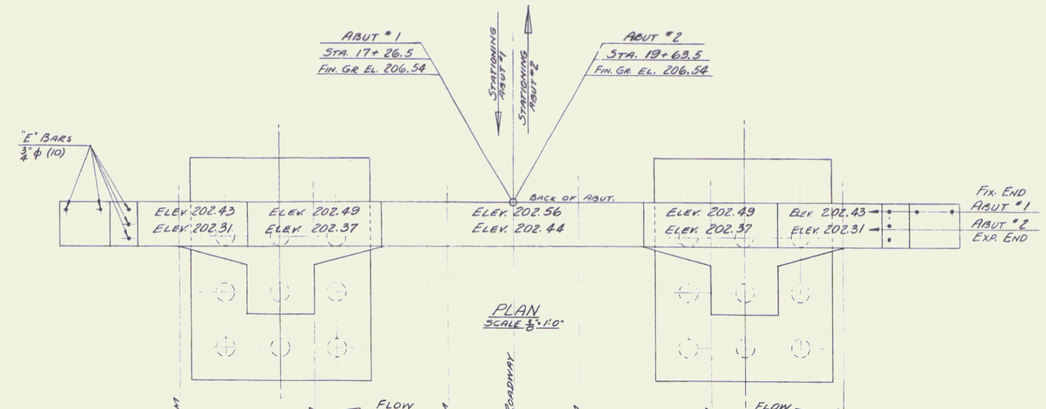

PLAN
SCALE 3/8" = 1'-0"

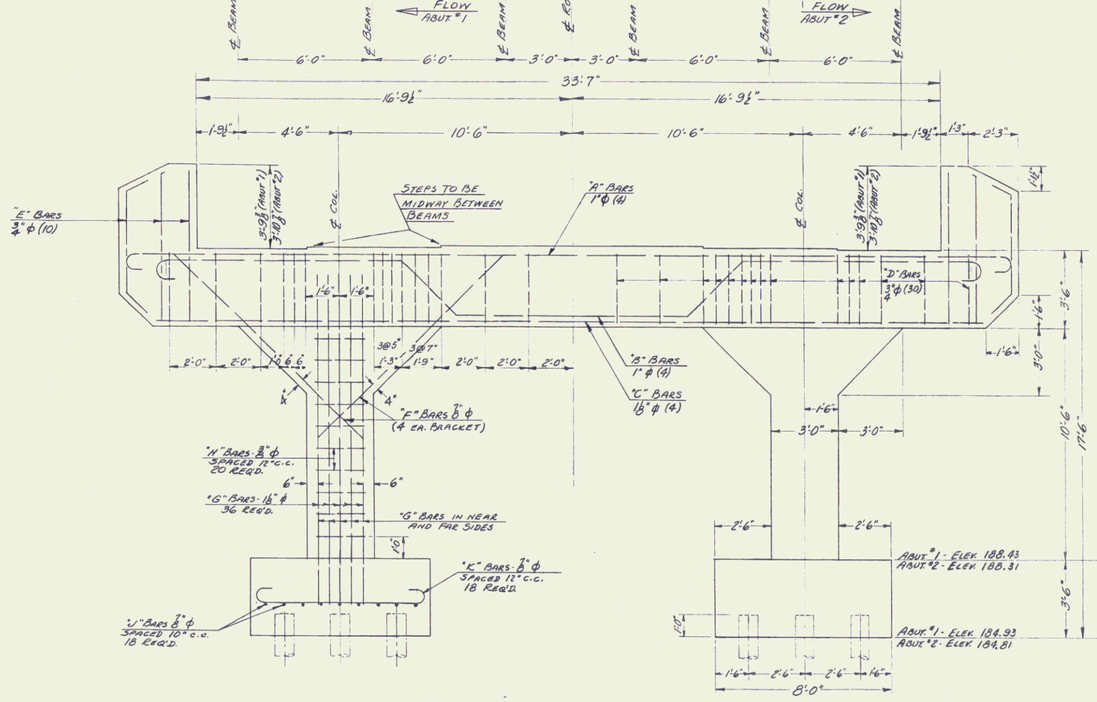

ELEVATION
SCALE 3/8" = 1'-0"

NOTES

All Reinforcing Steel To Be Intermediate Grade. Dimensioned To ℄ of Bars.
Exposed Edges of Concrete To Be Chamfered 3/4" @ 45°.
Haunches To Be Poured After Superstructure is in Place.
All Concrete To Be Class B.
Timber Piles To Be Driven To 20 Ton Capacity.
Estimated Length To Be 40'-0".
Bridge Seat Elevs. Given Include 2" Bit. Concrete Surface To Finished Grade.
Cut offs Untreated Timber Piling Item 502 A-1 Estimated 3' per pile.

REINFORCING STEEL

BAR	SIZE	NO. REQ'D.	TOTAL LGTH.	DETAIL
A	1" φ	4	42'-0"	4" R-8" R-8" 39'-3"
B	1" φ	4	41'-10½"	R-5" 10'-5" F.C. 8'-6" 18'-11" 5" 5" 36'-4" 3'-6 1/16" R-5"
C	1 1/8" φ	4	37'-2"	STRAIGHT 3'-7½" 4"
D	3/4" φ	30	9'-9"	
E	3/4" φ	10	6'-10"	STRAIGHT - BEND TO SUIT
F	7/8" φ	16	11'-9"	STRAIGHT 5" R-5" 18'-6"
G	1 1/8" φ	36	16'-3"	
H	3/8" φ	20	MIN. 8'-4" MAX. 13'-6" AVE. 10'-11"	6" STRAIGHT - BEND TO SUIT
J	7/8" φ	18	11'-7"	R-4½" 4" 8'-10" 4" R-4"
K	7/8" φ	18	9'-7"	R-4½" 4" 6'-10" 4" R-4"

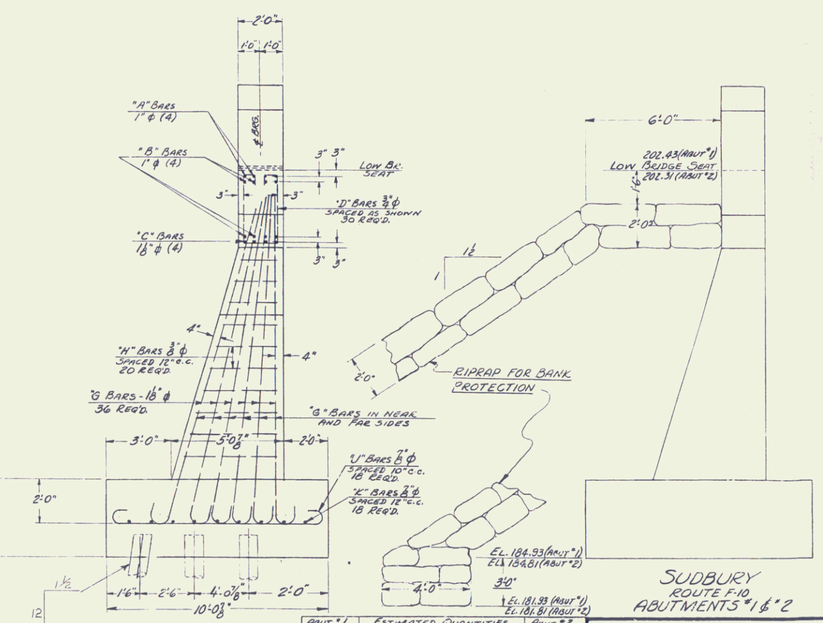

SIDE ELEVATION
SCALE 3/8" = 1'-0"

File Spacing Revised 8/7/50
L.M.B.

ABUT #1	ESTIMATED QUANTITIES	ABUT #2
133 C.Y.	STRUCTURE EXCAVATION	133 C.Y.
43 C.Y.	CONCRETE - CLASS B	43 C.Y.
5965 LB.	REINFORCING STEEL	5965 LB.
720 L.F.	TIMBER PILING	720 L.F.
310 C.Y.	RIPRAP FOR BANK PROTECTION	310 C.Y.
54 LF	Cutoffs Untreated Timber Piling	54 LF

SUDBURY
ROUTE F-10
ABUTMENTS #1 & #2

Surveyed by
Designed by L.M.B.
Drawn by R.T.B.
Traced by
Checked by D.R.B.
Series 3 No. 70 (1) Filed
Sheet 26 of 48 Sheets 7

PRINTED BY SPAULDING-MOSS CO., BOSTON. MASS. - RE-ORDER NO. D-4014