
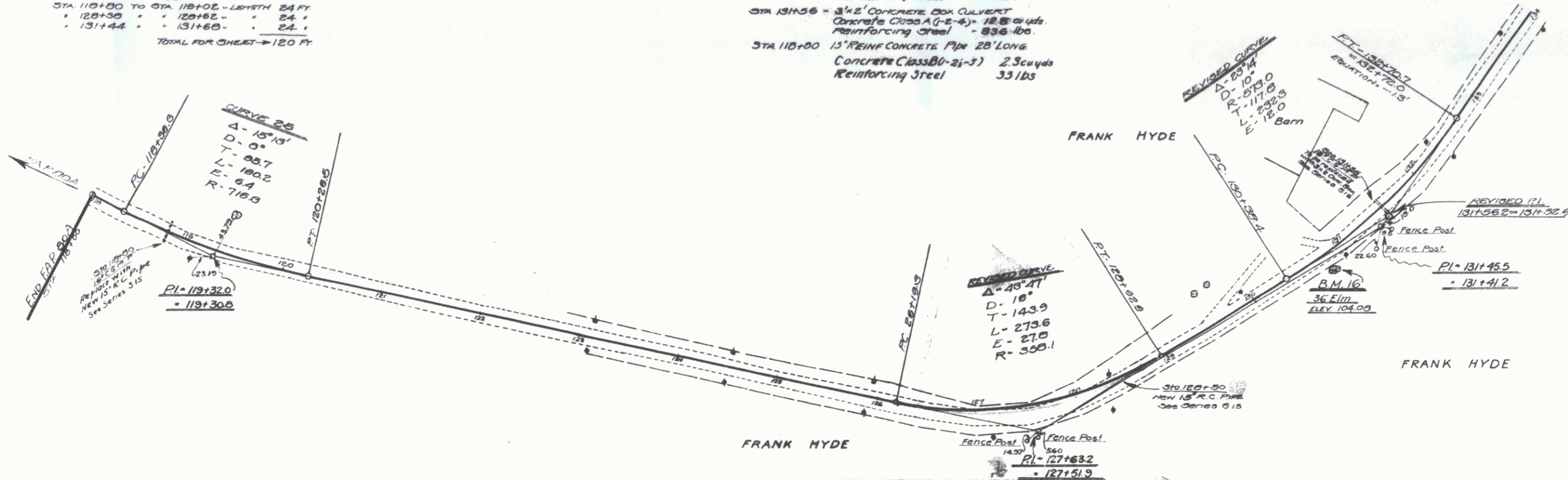


WOOD GUARD RAIL REQUIRED
 LEFT
 STA 120+35 TO STA 120+55 - LENGTH 20 FT.
 • 131+44 • 131+60 • 24 •
 RIGHT
 STA 110+00 TO STA 110+20 - LENGTH 20 FT.
 • 120+35 • 120+55 • 24 •
 • 131+44 • 131+60 • 24 •
 TOTAL FOR SHEET - 120 FT.

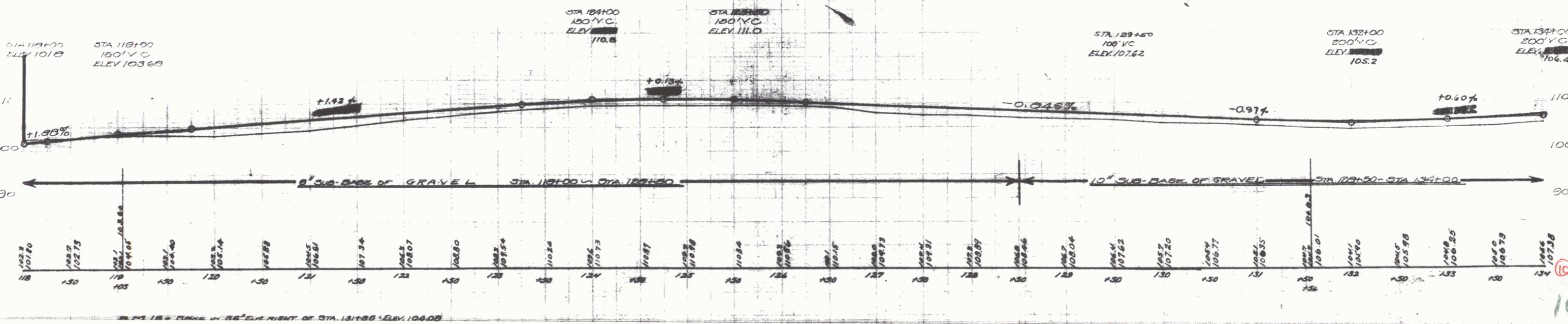
CABLE GUARD RAIL REQUIRED
 LEFT
 STA 110+00 TO STA 110+12 - LENGTH 12 FT.

NEW CULVERTS REQUIRED
 STA 118+50 - 15' REINFORCED CONCRETE PIPE 34" LONG
 Concrete Class B(1-2-5) - 1.9 cu yds
 Reinforcing Steel - 33 lbs.
 STA 131+56 - 3 1/2' CONCRETE BOX CULVERT
 Concrete Class A(1-2-4) - 18.8 cu yds
 Reinforcing Steel - 836 lbs.
 STA 115+00 - 15' REINFORCED CONCRETE PIPE 28" LONG
 Concrete Class B(1-2-5) - 2.3 cu yds
 Reinforcing Steel - 33 lbs.

DATE	BY	SCALE	NO.	SHEETS
			10	12



DATE
 3-27
 3-27
 3-27



10