

INDEX OF SHEETS

SHEET NO.	TITLE PAGE	DATE
1	TYPICAL SHEET OF IMPROVEMENT, 3" BIT. CONC. PAV'T. MOD.	
2	SUMMARY OF ITEMS & DRAINAGE	
3-4	BLANK	
5	GRADES & EARTHWORKS	
6	BLANK	
7	PLAN & PROFILE	
8-9	BLANK	
10	B.R. SERIES 100 (100-113)	
11-24	A-61 DRILLING & BLASTING OF SOLID ROCK SUBGRADE	8/7/67 R
25	B-1 BANKING	7/17/67 R
26	B-5 TYPICAL SLOPE GRADING	3/10/65
27	B-6 MUCK EXCAVATION	3/10/65
28	B-10 EMBANKMENT ON A SLOPE	3/10/65
29	B-11 SLOPE STABILIZATION	3/10/65
30	D-2 C.R.M. UNDERDRAIN	7/25/67 R
31	D-3 JUTE MATTING	7/19/67 R
32	D-4 METAL END SECTIONS	8/11/66 R
33	E-32 CONSTRUCTION APPROACH SIGNS	11/6/67
34	E-33 BRIDGE CONSTRUCTION APPROACH SIGNS	11/6/67
35	E-34 ON PROJECT CONSTRUCTION SIGNS	5/3/67 R
36	G-1 STEEL BEAM GUARD RAIL	11/2/67 R
37	G-3 ANCHORS FOR STEEL BEAM GUARD RAIL	9/11/66 R
38	G-4 PLANK GUARD RAIL	12/30/65 R
39	G-10 STEEL BEAM GUARD RAIL AT BRIDGE APPROACH	9/18/67 R
40	J-1 PROJECT MARKERS	3/10/65
41	BLANK	
42	SCB-30-65 W.F. BEAM BRIDGES	2/24/66 R
43	SCB-01-65 DETAILS OF W.F. BEAM BRIDGES	2/14/66 R
44	SCB-02-65 DET. B,C DETAILS OF W.F. BEAM BRIDGES	2/14/65 R
45	SCB-04-65 DETAILS OF W.F. BEAM BRIDGES	2/14/65 R
46	SCB-06-65 DET. A,B,C,F DETAILS OF W.F. BEAM BRIDGES	3/7/66 R
47	SCB-07-65 DET. C,D,E DETAILS OF W.F. BEAM BRIDGES	2/14/65 R
48	SCB-08-65 DET. A,B DETAILS OF W.F. BEAM BRIDGES	2/14/65 R
49	SCB-09-65 DET. A DETAILS OF W.F. BEAM BRIDGES	2/14/65 R
50	SB-R1-64 BRIDGE RAILING SHEET 1 OF 2	12/5/66 R
51	SB-R1-64 BRIDGE RAILING SHEET 2 OF 2	11/8/66 R
52	BLANK	
53-5Z	MAINLINE X SECTIONS	
58-63	TOWN ROAD & 32 X SECTIONS	
64-65	TOWN ROAD & 32 X SECTIONS	

(To Be Returned To R.O.W. Division)

TOWN FILE

RIGHT-OF-WAY DIVISION

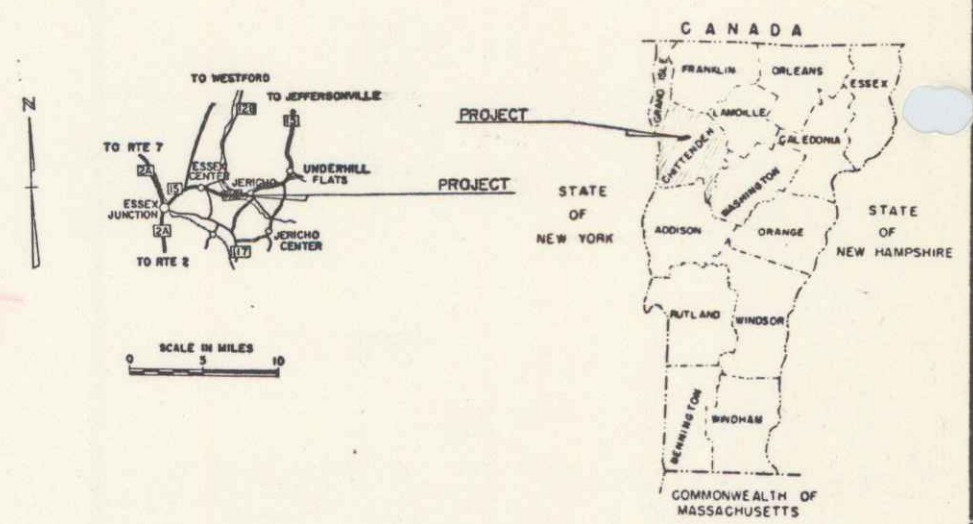
PERPETUAL

Town of W. H. S.

STATE OF VERMONT
DEPARTMENT OF HIGHWAYS
PROPOSED IMPROVEMENT
BETTERMENT PROJECT

TOWN OF ESSEX Pin# COR 713
COUNTY OF CHITTENDEN
VT. ROUTE 15
CAMBRIDGE-ESSEX JCT. ROAD

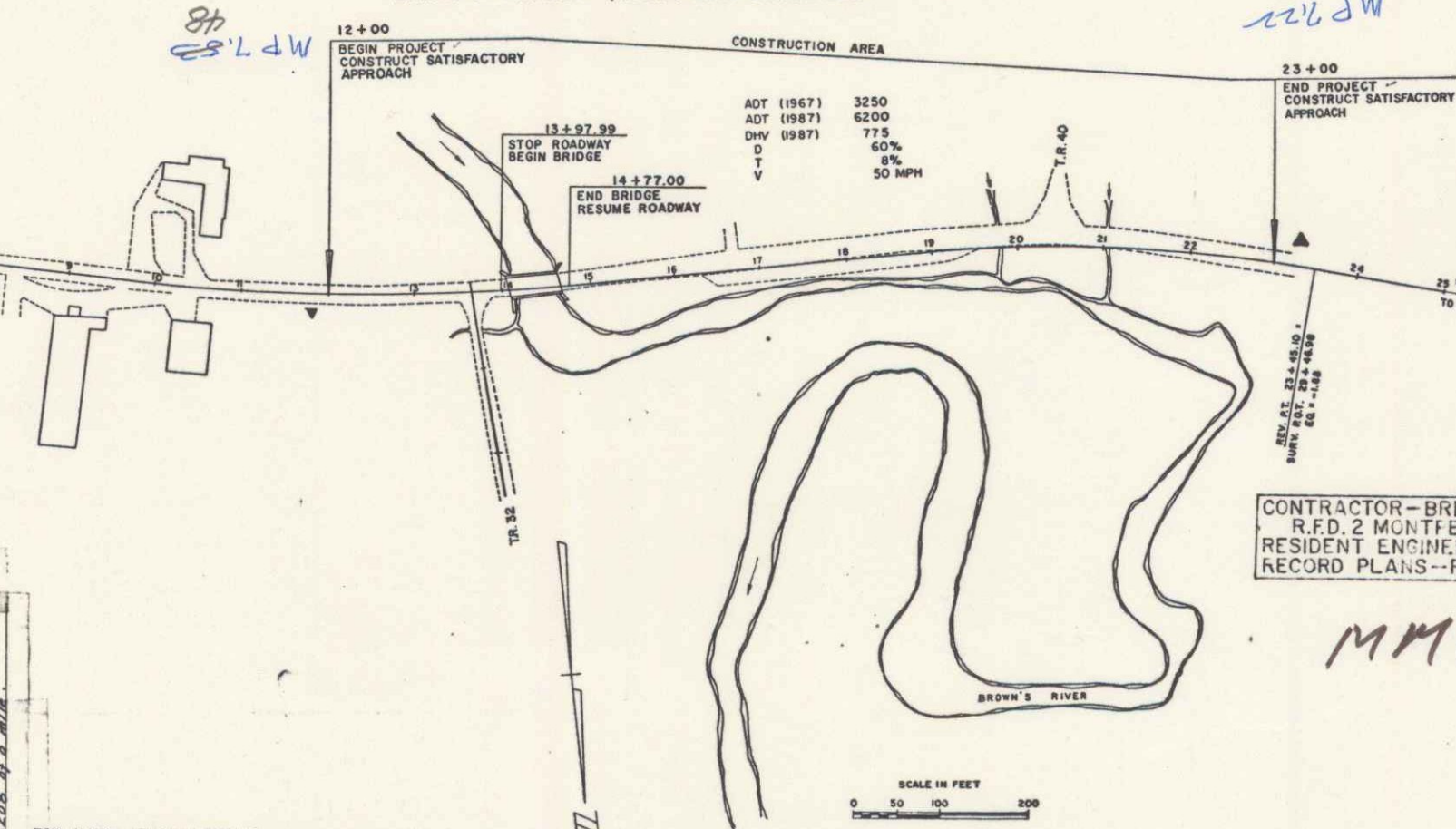
BEGINNING AT A POINT APPROXIMATELY 0.7 OF A MILE WESTERLY OF THE ESSEX-JERICO TOWN LINE AND EXTENDING WESTERLY 0.208 OF A MILE
LENGTH OF ROADWAY 1,020.99 FEET=0.193 MILES
LENGTH OF BRIDGE 79.01 FEET=0.015 MILES
LENGTH OF PROJECT 1,100.00 FEET=0.208 MILES



RECORD PLANS

PROJECT NAME & NO.	TYPE	AREA
ESSEX BP 030-1-6659	BIT. CONC. PAV'T	2,930 SQ. Y.

SUB-BASE OF GRAVEL, GRAVEL BACKFILL & SHOULDERS - CAMBELL PIT JERICO, VT.
CRUSHED STONE PLANT MIX BASE COURSE & BIT. CONC. PAV'T. - VERMONT PAVING CORP. - WILLISTON, VT.
REFINED TAR - KOPPERS CO. INC. - PORTLAND, ME.
CUT BACK ASPH. - MOBIL OIL CORP. - E. PROVIDENCE, R.I.
CONCRETE CLASS 'A' & 'B' - S.T. GRISWOLD - WILLISTON, VT.
REINFORCING STEEL - BETHLEHEM STEEL CORP. - EPHRATA, PA.
STRUCTURAL STEEL - VERMONT STRUCTURAL STEEL CORP. - BURLINGTON, VT.
METAL PIPE CULVERT - NORTHEASTERN CULVERT CORP. - WESTMINSTER, VT.
GUARD RAIL ITEMS - S.T. GRISWOLD CO. - WILLISTON, VT.



RIGHT-OF-WAY DIVISION

TOWN FILE

PERPETUAL

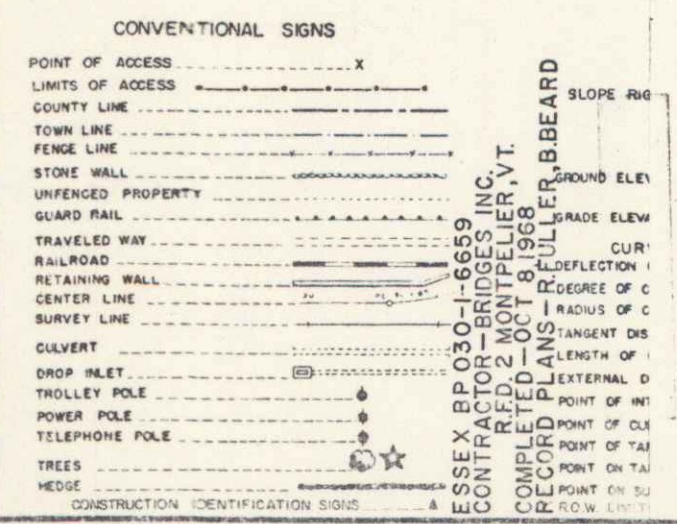
Town of W. H. S.

(To Be Returned To R.O.W. Division)

CONTRACTOR - BRIDGES INC. - R.F.D. 2 MONTFELIER, VT.
RESIDENT ENGINEER - W. JARVIS
RECORD PLANS - R. FULLER

CONTRACT DATED JAN. 22, 1968
STARTED APR. 4, 1968
COMPLETED OCT. 8, 1968
ACCEPTED OCT. 8, 1968

MM 0722-0753



PROJECT: ESSEX
NUMBER: BP 030-1-6659
TYPE: BIT. CONC. PAV'T.

CONTRACTOR: BRIDGES INC.
R.F.D. 2 MONTFELIER, VT.
LOCATION: Beginning at a point approximately 0.7 of a mile westerly of the Essex-Jericho Town Line and extending westerly 0.208 of a mile.

FOR RIGHT OF WAY DETAILS, SEE RIGHT OF WAY PLANS FOR THIS PROJECT.

THESE PLANS ARE SUBJECT TO SUCH REVISIONS AS MAY BE REQUIRED BY THE BUREAU OF PUBLIC ROADS OR THE COMMISSIONER OF HIGHWAYS.

CONSTRUCTION IS TO BE CARRIED ON IN ACCORDANCE WITH THESE PLANS AND THE STANDARD SPECIFICATIONS FOR HIGHWAY AND BRIDGE CONSTRUCTION DATED APRIL, 1964, AS APPROVED BY THE BUREAU OF PUBLIC ROADS ON OCTOBER 12, 1964, INCLUDING ALL SUBSEQUENT APPROVED REVISIONS AND SUCH REVISED SPECIFICATIONS AND SPECIAL PROVISIONS AS ARE INCORPORATED IN THESE PLANS.

NOTE: ANY FURTHER INFORMATION CONCERNING THESE PLANS SHOULD BE OBTAINED FROM THE FIELD ENGINEER OR THE DISTRICT ENGINEER.

DEPARTMENT OF TRANSPORTATION
BUREAU OF PUBLIC ROADS

APPROVED _____

DIVISION ENGINEER _____ DATE _____

PROJECT: BP NO. 030-1-6659

SHEET 1 OF 65 SHEETS

APPROVED <u>R.P. Lunt</u> DISTRICT ENGINEER DATE 8-15-67	APPROVED <u>R. Lunt</u> CONTRACT ENGINEER DATE 8/19/67	APPROVED <u>W. Jarvis</u> RESIDENT ENGINEER DATE 8/17/67	APPROVED <u>G. M. Lane</u> DISTRICT ENGINEER DATE 8/17/67	APPROVED <u>E. R. Stehney</u> DISTRICT ENGINEER DATE 8/17/67	APPROVED <u>R. H. Lunt</u> DISTRICT ENGINEER DATE 8/18/67
--	--	--	---	--	---