

INDEX OF SHEETS

SHEET NO.	TITLE PAGE
1	TITLE PAGE
2	TYPICAL CROSS-SECTION OF IMPROVEMENT (2 1/2" CRUSHED GRAVEL MIXED IN PLACE SURFACE COURSE REFINED TAR-ITEMS 25 & 30)
3	BANKING AND WIDENING TABLES
4-7	PLAN AND PROFILE SHEETS
8	STANDARD STRUCTURE SHEET 528; CULVERTS
9	" " " " 530; CLEARD RAIL
10	" " " " 530a; STANDARD UNDERDRAIN
11	" " " " 540; SAFETY SIGNS, SIGNS & LIGHTS
11A	" " " " 541; ROAD WIDENING OF SLOPES
12-30	CROSS-SECTIONS

FED. ROAD DIST. NO.	STATE	ROUTE	FISCAL YEAR	SHEET NO.	TOTAL SHEETS
9	Vt.	167-L	1940	1	30

STATE OF VERMONT
STATE HIGHWAY DEPARTMENT

PLAN AND PROFILE OF PROPOSED
STATE HIGHWAY
STATE 167-L

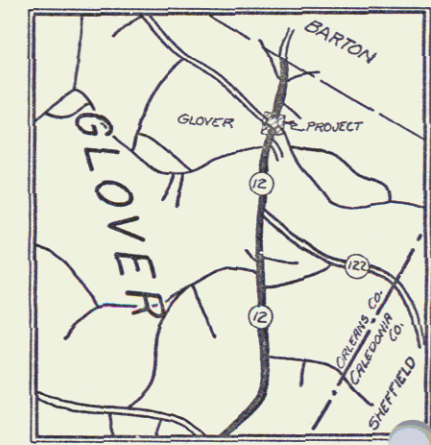
TOWN OF GLOVER

BARTON-HARDWICK ROAD

BEGINNING AT A POINT 2422 FT. SOUTH OF THE BARTON-GLOVER TOWN LINE AND EXTENDING SOUTHERLY ON ROUTE 12 0.684 MILES.

LENGTH OF PROJECT 3612.0 FT = 0.684 MILES

Route VT 16
Project ST 167L
Date 01/01/1940
Pin: 00R577




RECORD PLANS
By: A.C. Birnie 5/23/42

Standard Structure Sheet 528 approved by the Chief Engineer on July 14, 1933.

Standard Structure Sheet 530 approved by the Chief Engineer on Aug. 15, 1933.

(To Be Returned to H.O.M. Division)
FORM OF 11A
PERMIT
TOWN FILE
RIGHT-OF-WAY DIVISION



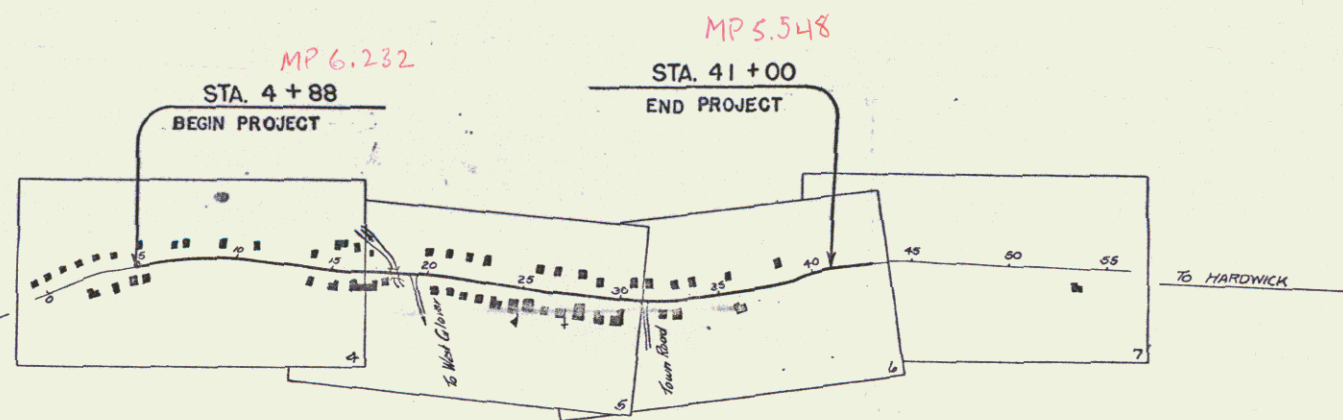
CONVENTIONAL SIGNS

GROUND ELEVATION..... DATUM LINE
GRADE ELEVATION..... DATUM LINE

CURVE DATA
DEFLECTION ANGLE..... Δ
DEGREE OF CURVE..... D
RADIUS OF CURVE..... R
TANGENT DISTANCE..... T
LENGTH OF CURVE..... L
EXTERNAL DISTANCE..... E
POINT OF INTERSECTION..... P. I.
POINT OF CURVE..... P. C.
POINT OF TANGENT..... P. T.
POINT ON TANGENT..... P. O. T.

SCALES

TITLE	1" = 500'
TYPICAL	1" = 2'
PLAN	1" = 50'
PROFILE - HOR.	1" = 50'
PROFILE - VER.	1" = 10'
CROSS-SECTIONS	1" = 5'



These plans are subject to such revisions as may be required by the Public Roads Administration or the Commissioner of Highways. Construction is to be carried on in accordance with the plans and Standard Road and Bridge Specifications of 1936 as approved December 29, 1936 by the Public Roads Administration including all subsequent approved revisions and such revised specifications and special provisions as are submitted with the plans. Attention of the Contractor is called to the fact that the State Highway Board reserves the right to extend this project at the same contract prices. Said cost of extension not to exceed 25% of the amount of the contract.

APPROVED: *H. P. August*
COMMISSIONER OF HIGHWAYS
SUBMITTED BY ORDER OF THE STATE HIGHWAY BOARD

RECOMMENDED _____
DISTRICT ENGINEER BUREAU OF PUBLIC ROADS
RECOMMENDED FOR APPROVAL _____
CHIEF ENGINEER BUREAU OF PUBLIC ROADS
APPROVED _____
DIRECTOR - BUREAU OF PUBLIC ROADS

APPROVED: *A. D. Wood* DISTRICT HIGHWAY COMMISSIONER
CORRECT: *A. C. Birnie* ROAD ENGINEER
SERIES 5110 NO. 167L FILED SHEET 1 OF 30

DIST. #9 PLANS