

SAND BORROW  
93+00 - 105+00

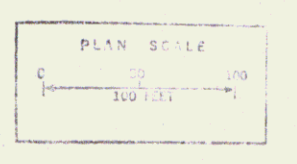
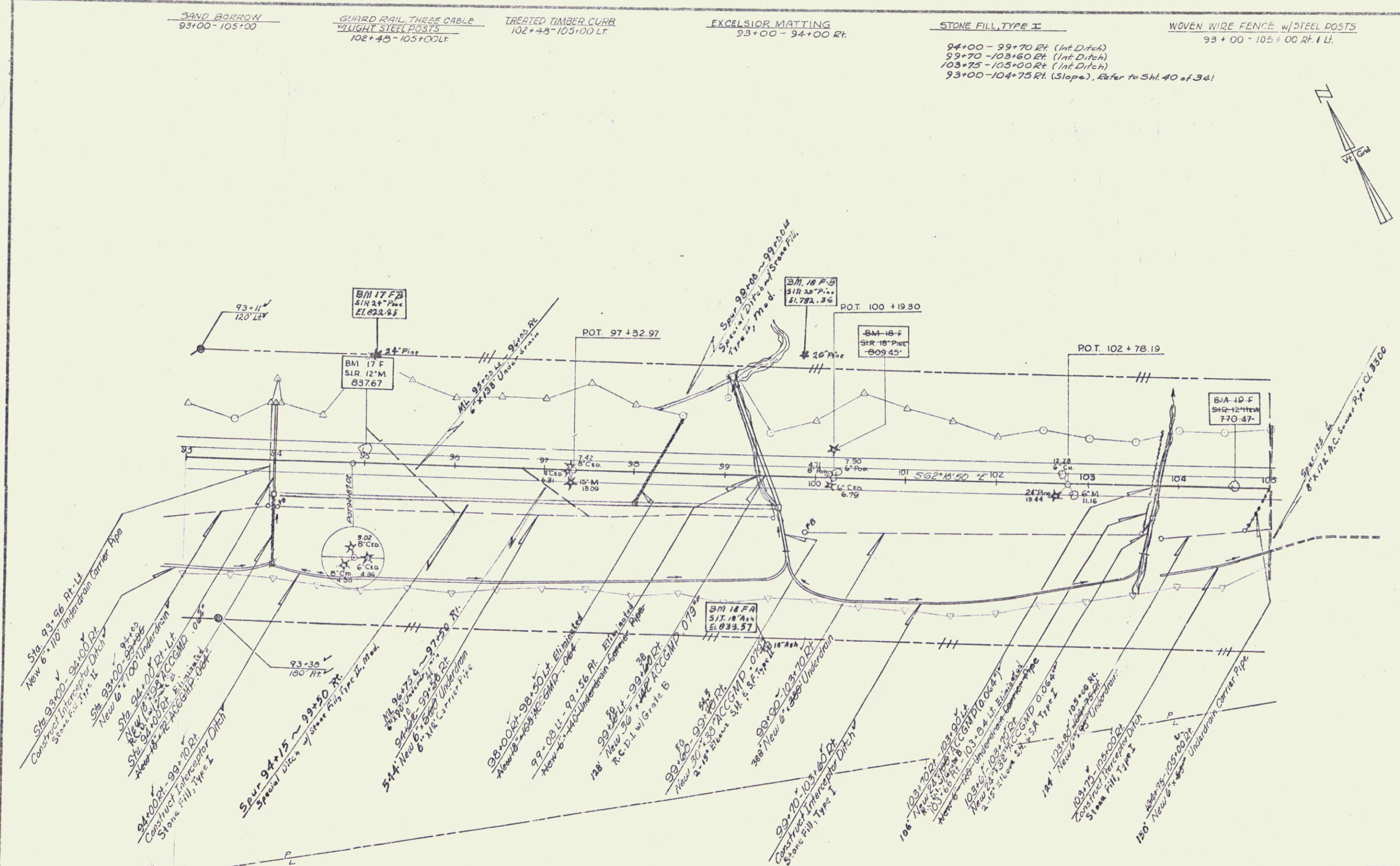
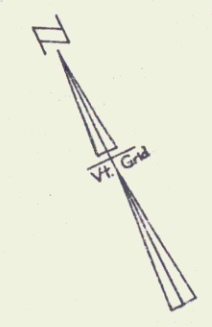
GUARD RAIL, THREE CABLE  
W/ LIGHT STEEL POSTS  
102+45 - 105+00 LT.

TREATED TIMBER CURB  
102+45 - 105+00 LT.

EXCELSIOR MATTING  
93+00 - 94+00 Rt.

STONE FILL, TYPE I  
94+00 - 99+70 Rt. (Int. Ditch)  
99+70 - 103+60 Rt. (Int. Ditch)  
103+75 - 105+00 Rt. (Int. Ditch)  
93+00 - 104+75 Rt. (Slope), Refer to Sht. 40 of 34!

WOVEN WIRE FENCE w/ STEEL POSTS  
93+00 - 105+00 Rt. & Lt.



SPUR - MAIN LINE

SURVEYED BY	JEWETT
DRAWN BY	ORTE
TRACED BY	JANAWICZ
PROJECT	BERLIN
NO.	126-1(B)
SHEET	33 OF 34