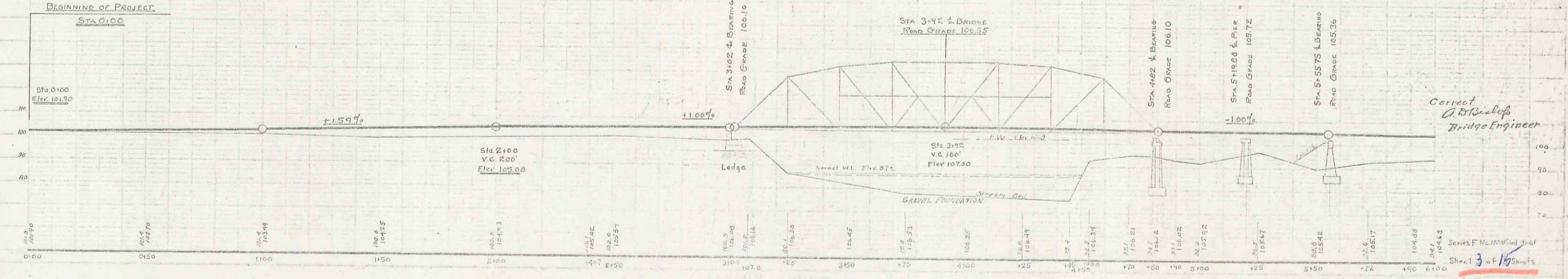
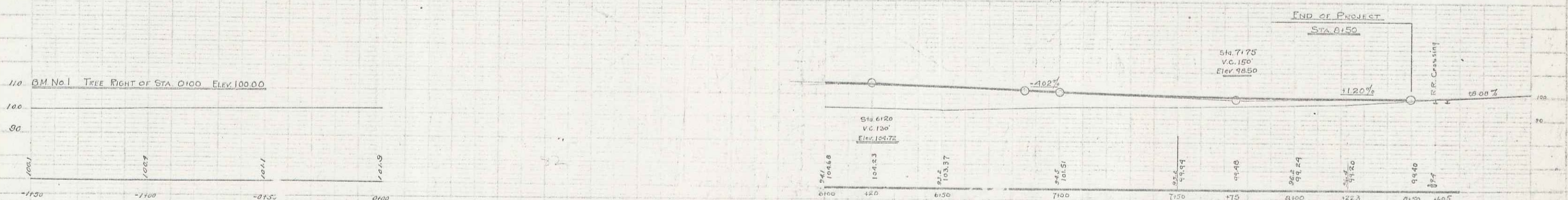
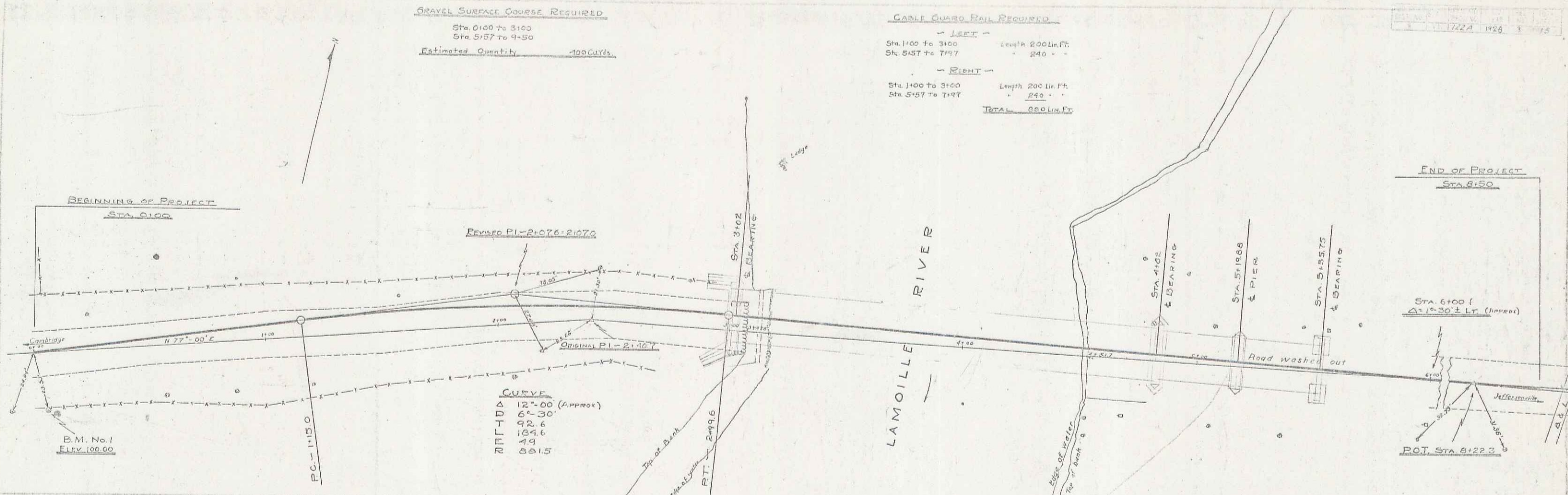


**GRAVEL SURFACE COURSE REQUIRED**  
 Sta. 0+00 to 3+00  
 Sta. 5+57 to 9+50  
 Estimated Quantity 100 Cu Yds.

**CABLE GUARD RAIL REQUIRED**  
 LEFT -  
 Sta. 1+00 to 3+00 Length 200 Lin. Ft.  
 Sta. 5+57 to 7+97 " 240 " "  
 RIGHT -  
 Sta. 1+00 to 3+00 Length 200 Lin. Ft.  
 Sta. 5+57 to 7+97 " 240 " "  
**TOTAL 880 Lin. Ft.**

17224 1426 3 175



Correct  
 A. Bishop  
 Bridge Engineer

Sheet 3 of 10 Sheets