

STATE OF VERMONT
DEPARTMENT OF HIGHWAYS
PROPOSED IMPROVEMENT

TOWN OF GEORGIA
COUNTY OF FRANKLIN
U.S. ROUTE 7 AND VERMONT 104-A
BURLINGTON-ST. ALBANS ROAD
R.O.W. PLANS


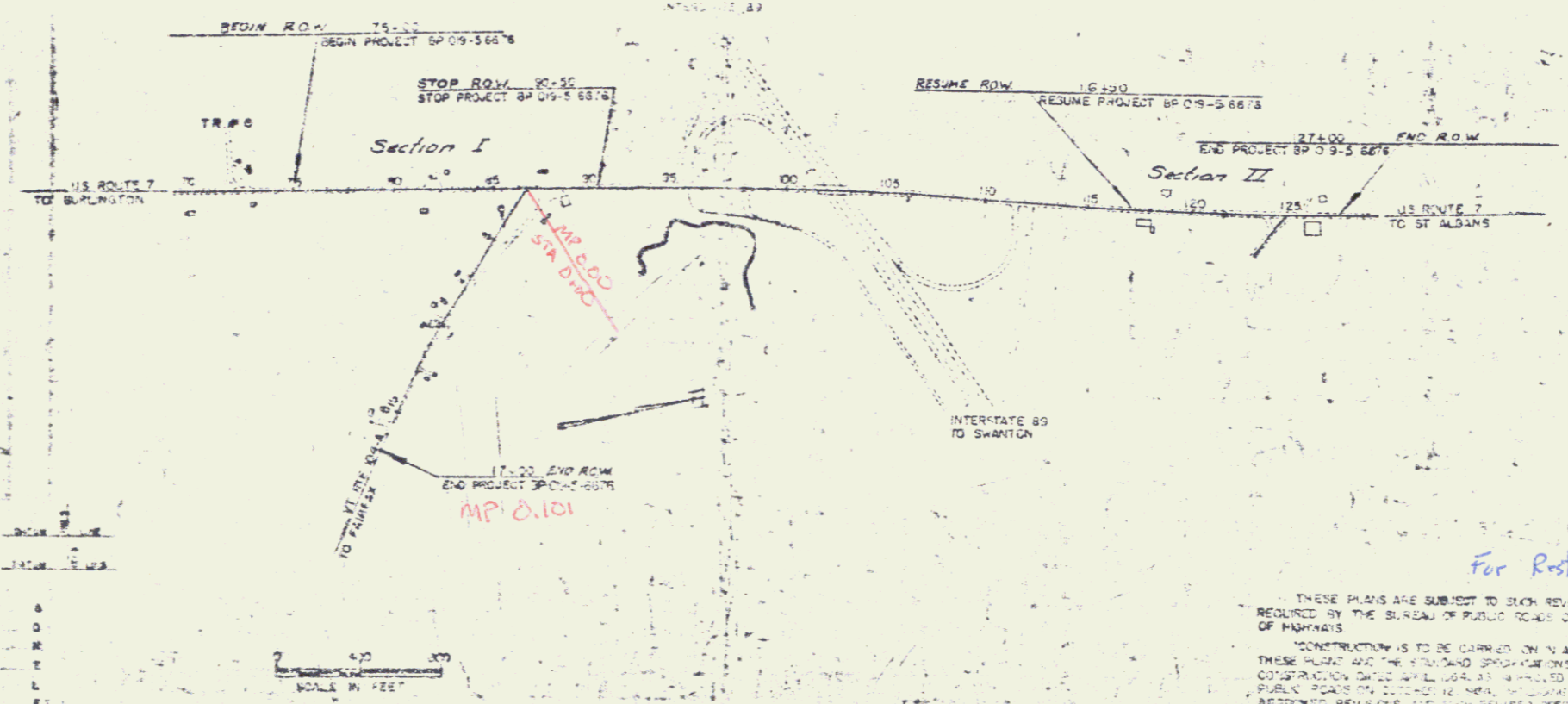


BP 019-5 6676

BEGINNING AT A POINT 0.892 MILE NORTH OF THE MILTON-GEORGIA TOWN LINE AND EXTENDING NORTHERLY 0.985 MILES EXCLUDING A CENTER SECTION OF 0.502 MILE

BEGINNING AT THE JUNCTION WITH U.S. ROUTE 7, NORTH OF THE MILTON-GEORGIA TOWN LINE AND EXTENDING EASTERLY 0.284 MILE

LENGTH OF CONTRACT 4051.75 FEET 0.767 MILE

*10/12/66
checklist of plans*



GROUND ELEVATION	SCALE	FEET
1	1/4"	10
2	1/4"	20
3	1/4"	30
4	1/4"	40
5	1/4"	50
6	1/4"	60
7	1/4"	70
8	1/4"	80
9	1/4"	90
10	1/4"	100
11	1/4"	110
12	1/4"	120
13	1/4"	130
14	1/4"	140
15	1/4"	150
16	1/4"	160
17	1/4"	170
18	1/4"	180
19	1/4"	190
20	1/4"	200
21	1/4"	210
22	1/4"	220
23	1/4"	230
24	1/4"	240
25	1/4"	250
26	1/4"	260
27	1/4"	270
28	1/4"	280
29	1/4"	290
30	1/4"	300
31	1/4"	310
32	1/4"	320
33	1/4"	330
34	1/4"	340
35	1/4"	350
36	1/4"	360
37	1/4"	370
38	1/4"	380
39	1/4"	390
40	1/4"	400
41	1/4"	410
42	1/4"	420
43	1/4"	430
44	1/4"	440
45	1/4"	450
46	1/4"	460
47	1/4"	470
48	1/4"	480
49	1/4"	490
50	1/4"	500

RIGHT-OF-WAY DIVISION
TOWN FILE
PERMANENT
Route - Vermont #104A
Town of -
(To Be Returned To R.O.W. Division)
M.P. 0.000 - 0.101
For Rest of Project see Route #7

THESE PLANS ARE SUBJECT TO SUCH REVISIONS AS MAY BE REQUIRED BY THE BUREAU OF PUBLIC ROADS OR THE COMMISSIONER OF HIGHWAYS.
CONSTRUCTION IS TO BE CARRIED ON IN ACCORDANCE WITH THESE PLANS AND THE STANDARD SPECIFICATIONS FOR HIGHWAY AND BRIDGE CONSTRUCTION WHICH WILL BE AS SUPPLIED BY THE BUREAU OF PUBLIC ROADS OR THE COMMISSIONER OF HIGHWAYS. ANY REVISIONS APPROVED REVISIONS AND SUCH REVISED SPECIFICATIONS AND SPECIAL PROVISIONS AS MAY BE REQUIRED BY THESE PLANS.

DEPARTMENT OF CONGRESS
BUREAU OF PUBLIC ROADS
Pin # 00R222
Date 7/8/1966
PROJECT BP 019-5-7105
SHEET 1 OF 12 SHEETS

APPROVED DATE 7/8/66	APPROVED DATE	APPROVED DATE	APPROVED DATE	APPROVED DATE	APPROVED DATE
----------------------	---------------	---------------	---------------	---------------	---------------

Construct Drive
VI 104 A 2 20 12
VI 104 A 1 30 11
4+70 cr

Granite Slope Edging Item 555-A
104 A 0 33 7 00 (Island)
104 A 0 25 1 20 11 (Island)
2+25 - 1+17

Special Ditch Item 163-A
VI 104 0 75 Rt - 5+35 R/E
4+50 cr

Estimated 1990
Design Hour Volumes

