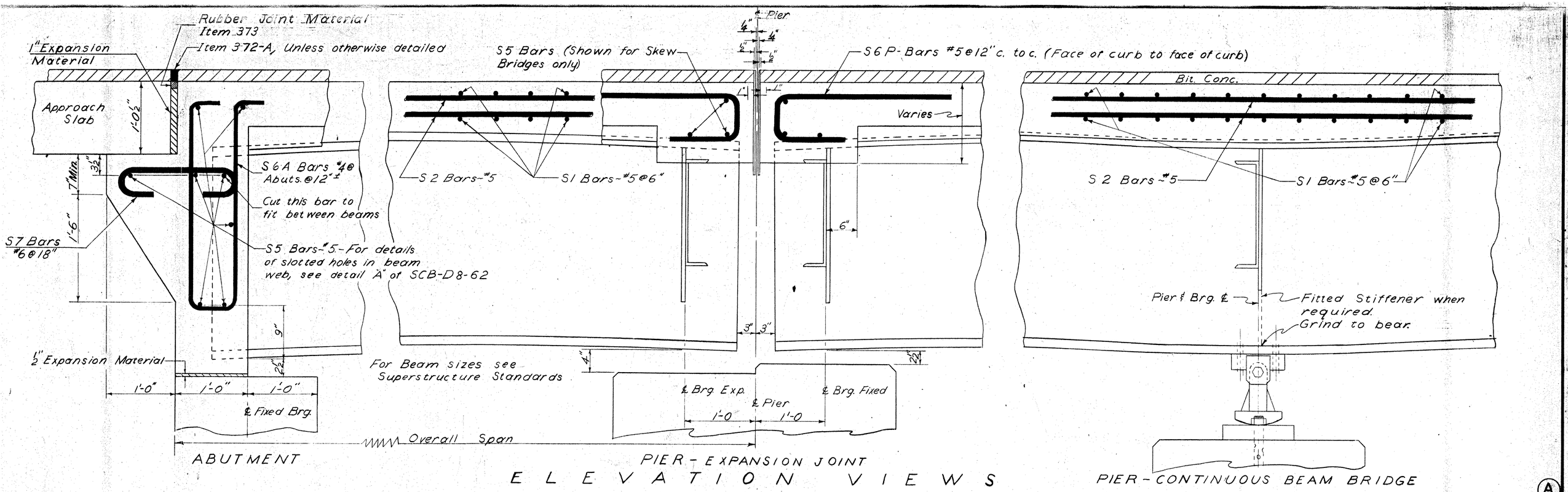

ELEVATION VIEWS

Ⓐ

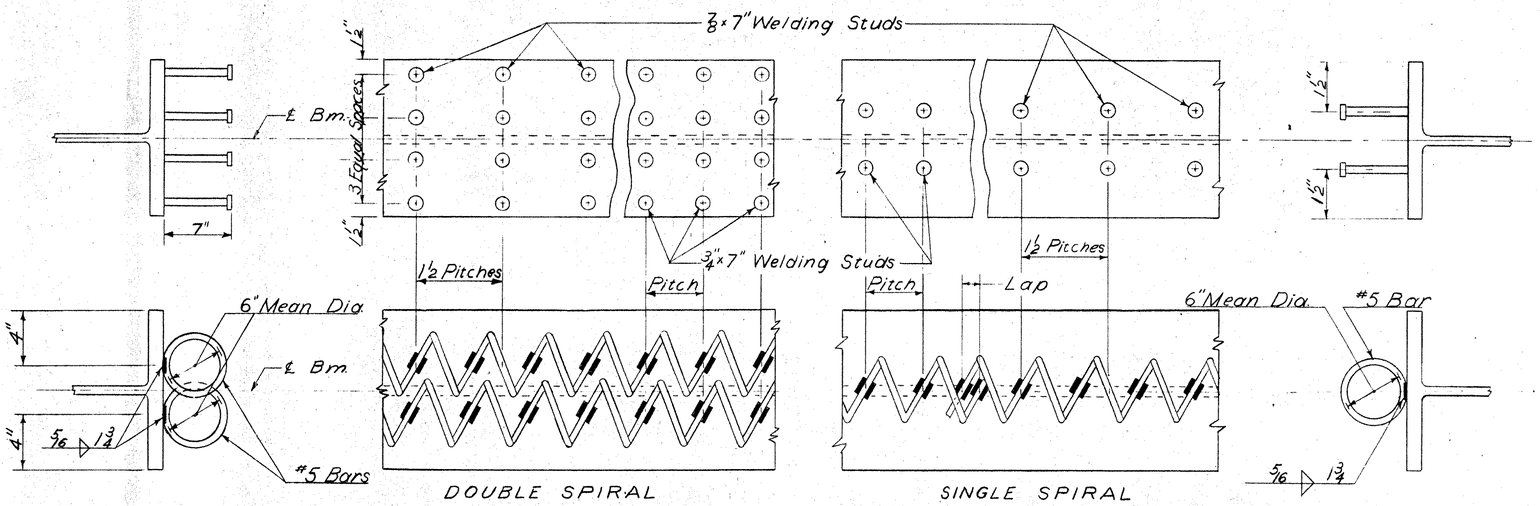

SHEAR CONNECTOR DETAILS

Ⓑ

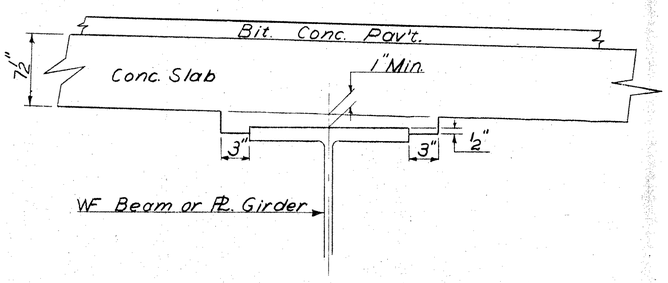

BEAM HAUNCH

Ⓒ

REVISIONS & CORRECTIONS
Revised Joint Sealer Items 372- and 3. Changed S5 Bar in Curtain Wall S6A Bars 6-21-63 XX

Drawn By: XX Date: Dec. 4, 1962
Traced By: XX Date: Dec. 4, 1962
Checked By: E.E.P. WMS, RSH Date: Dec. 4, 1962
Recommended _____ 12/7/62
For Approval Bridge Engineer Date
Recommended _____ 1/4/63
For Approval Assist. Chief Engineer Date
Approved By _____
Chief Engineer Date

DETAILS OF WF BEAM BRIDGES

Ⓐ ELEVATION VIEWS
Ⓑ SHEAR CONNECTOR DETAILS
Ⓒ BEAM HAUNCH DETAIL

VERMONT
DEPARTMENT OF HIGHWAYS
STRUCTURE STANDARDS

THIS SHEET FOR REFERANCE ONLY
HARTLAND IM 091-1(36)
I-91 BRIDGE 38
SHEET 83 OF 85

SCB-D2-62