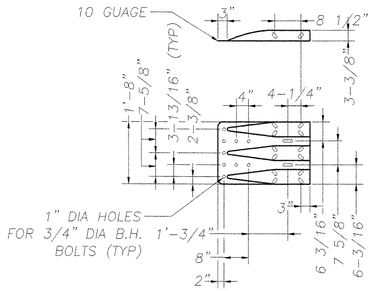

TERMINAL CONNECTOR

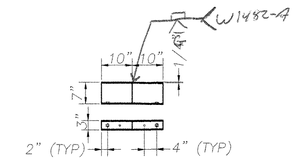

BENT SPLICE TUBE DETAIL

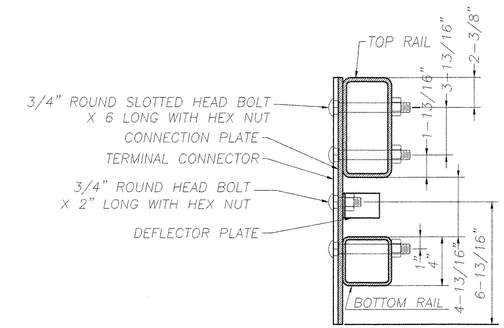

DETAIL B

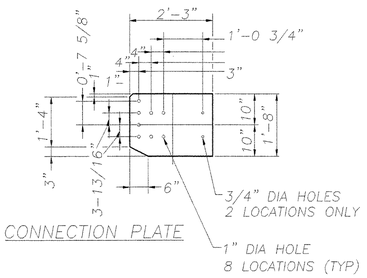

CONNECTION PLATE

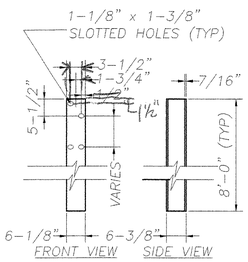

RAIL POST

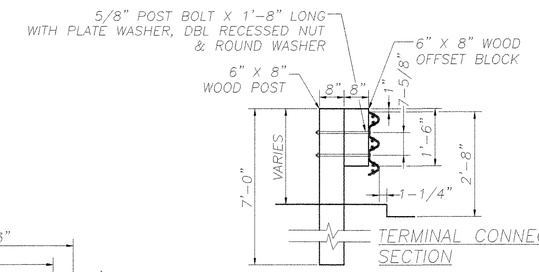

TERMINAL CONNECTION SECTION

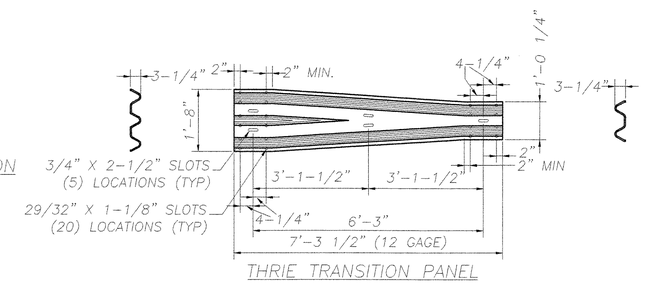

THRIE TRANSITION PANEL

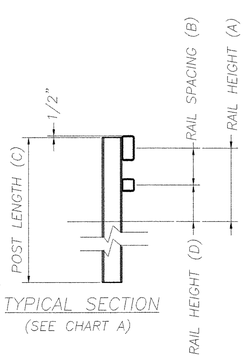

TYPICAL SECTION
(SEE CHART A)

POST NUMBER	RAIL HEIGHT A	RAIL SPACING B	POST LENGTH C	RAIL HEIGHT D
1	2'-9-1/2"	1'-3-3/4"	8'-0"	1'-5-3/4"
2	2'-9"	1'-3-1/2"	8'-0"	1'-5-1/2"
3	2'-8-1/2"	1'-3-3/16"	8'-0"	1'-5-5/16"
4	2'-8"	1'-2-7/8"	8'-0"	1'-5-1/8"

CHART A

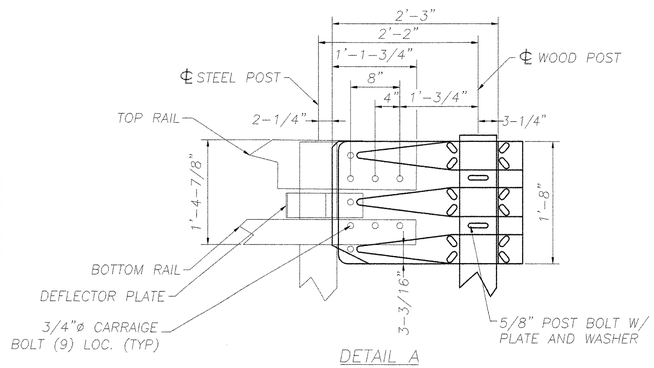

DETAIL A

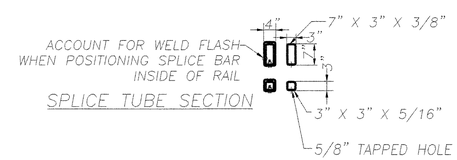

SPLICE TUBE SECTION

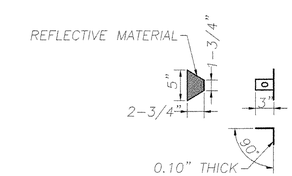

DELINIATION DEVICE DETAILS

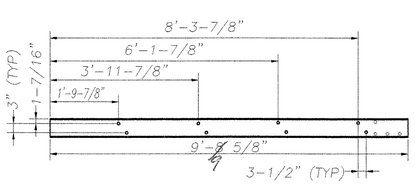

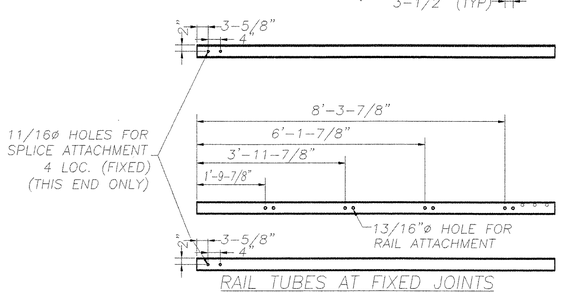

RAIL TUBES AT FIXED JOINTS

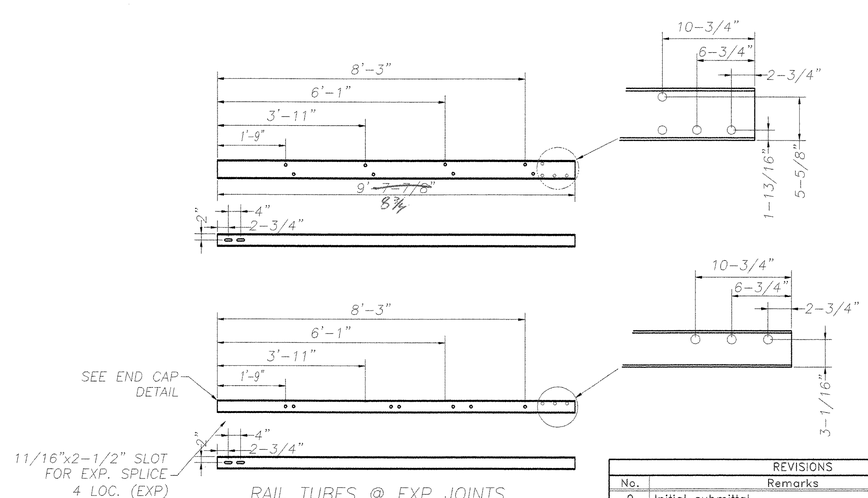

RAIL TUBES @ EXP JOINTS

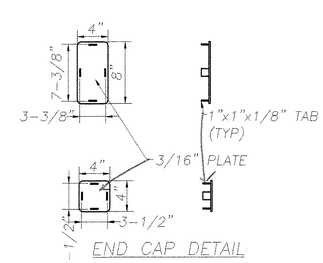

END CAP DETAIL

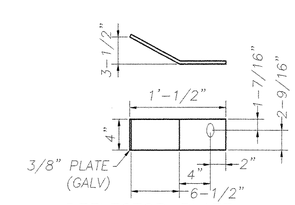

DEFLECTOR PLATE

TVGA CONSULTANTS

☐ NO EXCEPTIONS TAKEN ☐ REJECTED
☒ FURNISH AS CORRECTED
☐ REVISE AND RESUBMIT

ENGINEER has reviewed Shop Drawings and Samples and other data which Contractor is required to submit, only for conformance with the information given in the Contract Documents and compatibility with the design concept of the completed Project as a functioning whole as indicated in the Contract Documents. Such review does not extend to means, methods, techniques, sequences or procedures of construction or to safety precautions and programs incident thereto. Contractor is responsible for dimensions to be confirmed and correlated at the job site; for information that pertains solely to the fabrication processes or to techniques of construction; and for coordination of the work of all trades.

BY: BDC
DATE: 5/11/05

REVISIONS		
No.	Remarks	Date
0	Initial submittal	28-JAN-05
0	Re-submittal	09-MAR-05
		02-MAY-05

HIGHWAY SAFETY CORP.
GLASTONBURY, CT

ITEM 621.72 GUARDRAIL APPROACH-NETC 2 RAIL
TOWN OF BOLTON
COUNTY OF CHITTENDEN
PROJECT AC IM 089-2(29)
BR 51 N&S OVER U.S. ROUTE 2

GENERAL CONTRACTOR
SUB CONTRACTOR F.R. LAFAYETTE, INC.

DRAWN C CRAMER
CHECKED
DATE 12/07/04
SCALE 1/2=12
HSC REFERENCE NO. 1482
SIZE D REVISION 0
SHEET NO. 2 of 2

BR 482