B. P. R. Div. No.	State	Project No.	Sheet no	Total Sheets
1	VT	I-89-2(7)	76	137

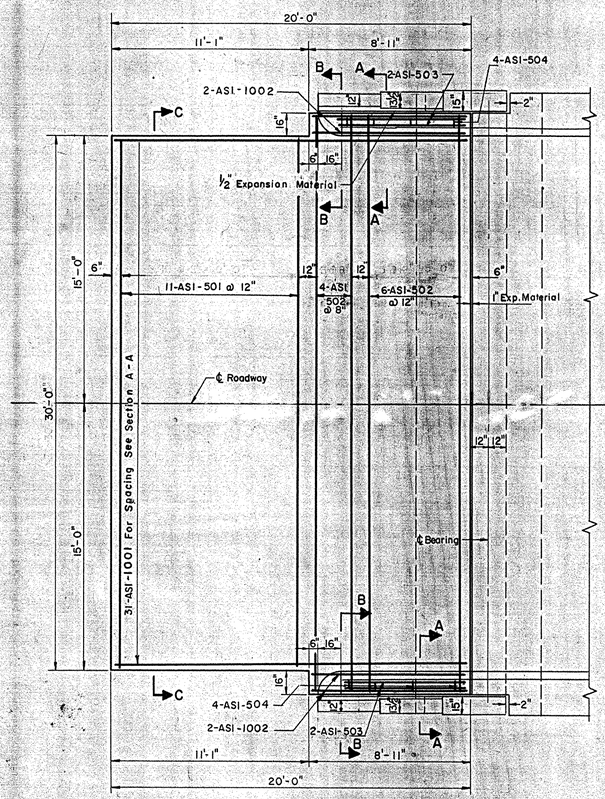

APPROACH SLAB ABUTMENTS NO. 1 & 2

Scale: ¼" = 1'-0"

NOTE: For Sections A-A & B-B (Abut. 1 & 2) see Std. Detail Sheet SB-AS-Square-57

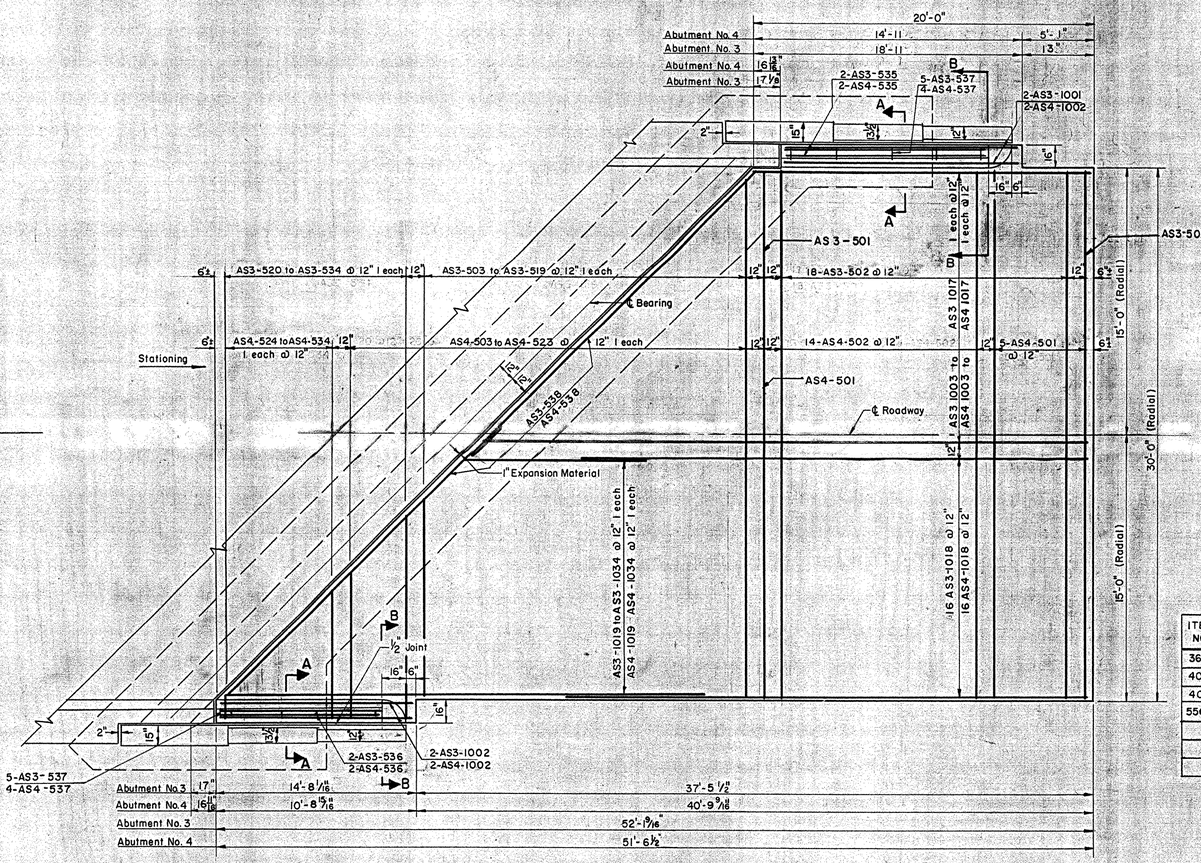

APPROACH SLAB ABUTMENTS NO. 3 & 4

Scale: ¼" = 1'-0"

NOTE: For Sections A-A & B-B (Abut. 3 & 4) see Std. Detail Sheet SB-AS-45° Skew-57

ESTIMATED QUANTITIES

ITEM NO.	DESCRIPTION	UNIT	APPROACH SLABS NET	OVER RUN	TOTAL	FINAL
361-B	Bituminous Concrete Pavement (Mod.)	TONS	~~48~~	~~7~~	~~55~~	See Total
401-B	Conc. Class B (Mod.)	CY	137	~~7~~	~~144~~	137
402	Reinforcing Steel	LBS.	See Reinforcing Schedule Sh. 84			
556-C	Granite Curb Type I	LF	See General Plan & Elev. Sheet No. 72			

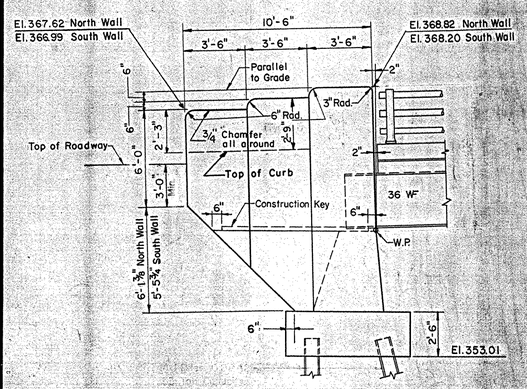

NORTHWALL & SOUTHWALL ABUTMENT NO. 1
NORTHWALL & SOUTHWALL ABUTMENT NO. 2

Scale: ¼" = 1'-0"

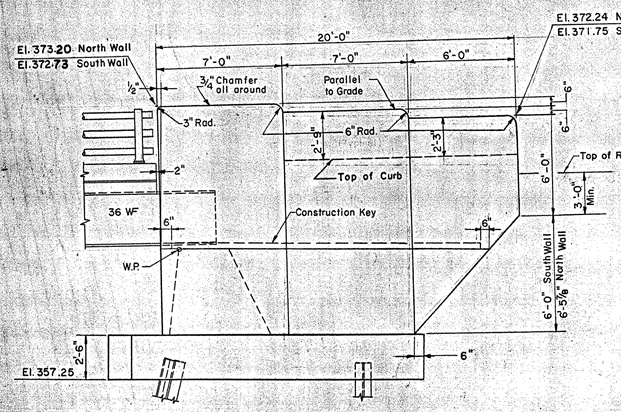

NORTHWALL & SOUTHWALL ABUTMENT NO. 3

Scale: ¼" = 1'-0"

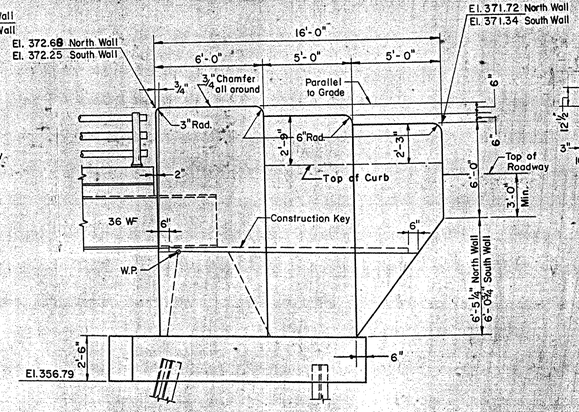

NORTHWALL & SOUTHWALL ABUTMENT NO. 4

Scale: ¼" = 1'-0"

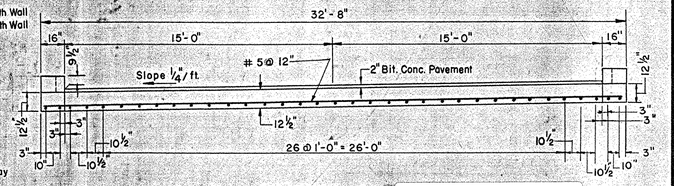

SECTION C-C

Scale: ¼" = 1'-0"

BOLTON IM 089-2(29)
BRIDGES 51 N&S
THIS SHEET FOR REFERENCE ONLY.

CONTRACT NO. 3

APPROACH SLABS

STATE OF VERMONT
DEPARTMENT OF HIGHWAYS

INTERSTATE PROJECT in the towns of
WATERBURY - BOLTON

INTERSTATE STA. 1148 + 50
OVER
U.S. ROUTE 2 (REL.) STA. 30 + 00

THE CLARKESON ENGINEERING CO., INC.
CONSULTING ENGINEERS
BOSTON MASSACHUSETTS

SURVEYED BY	CHECKED BY DS & HM	SCALE AS NOTED
DRAWN BY H.B.C.	IN CHARGE JVB	DATE 7-7-56

PROJECT NO I-89-2(7) SHEET 268 OF 307