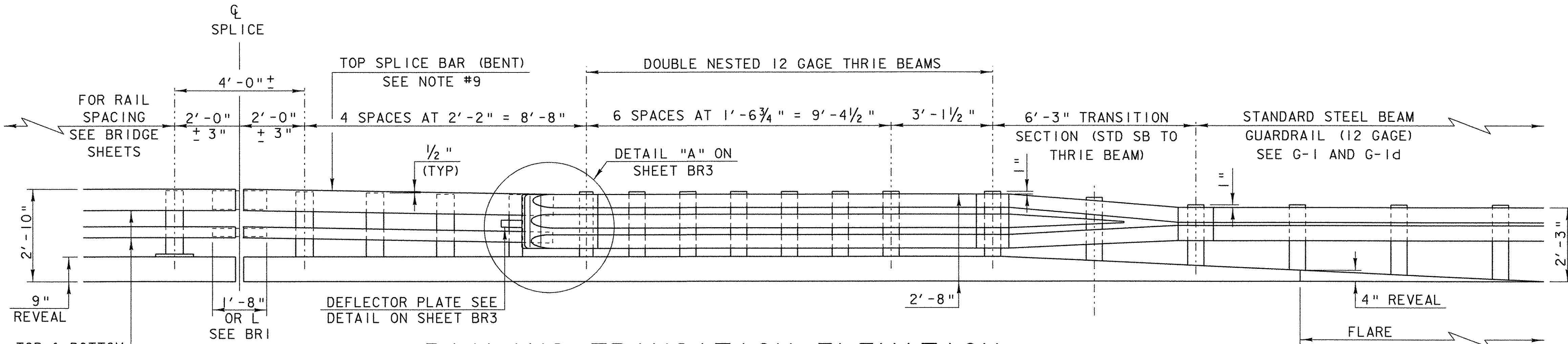
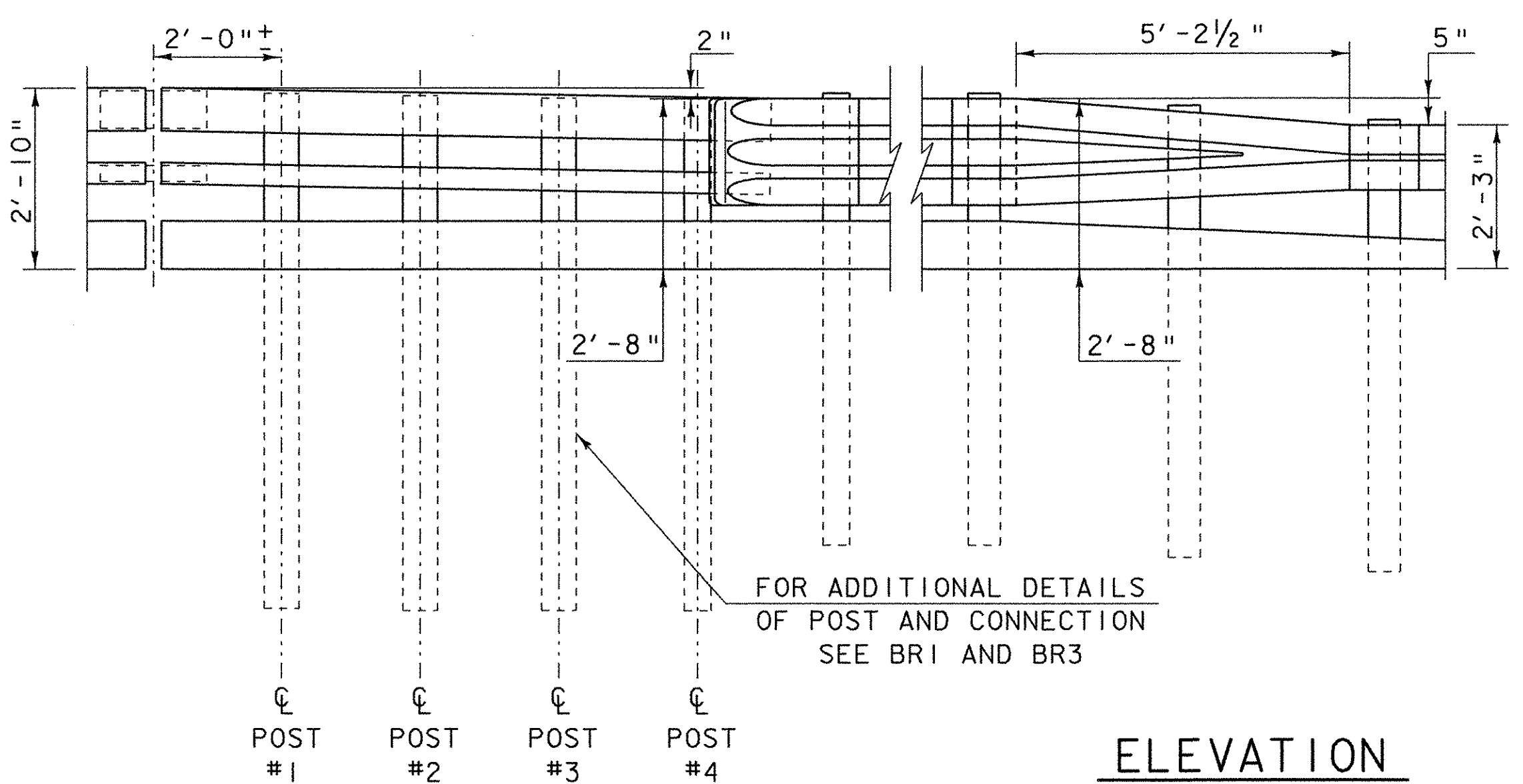


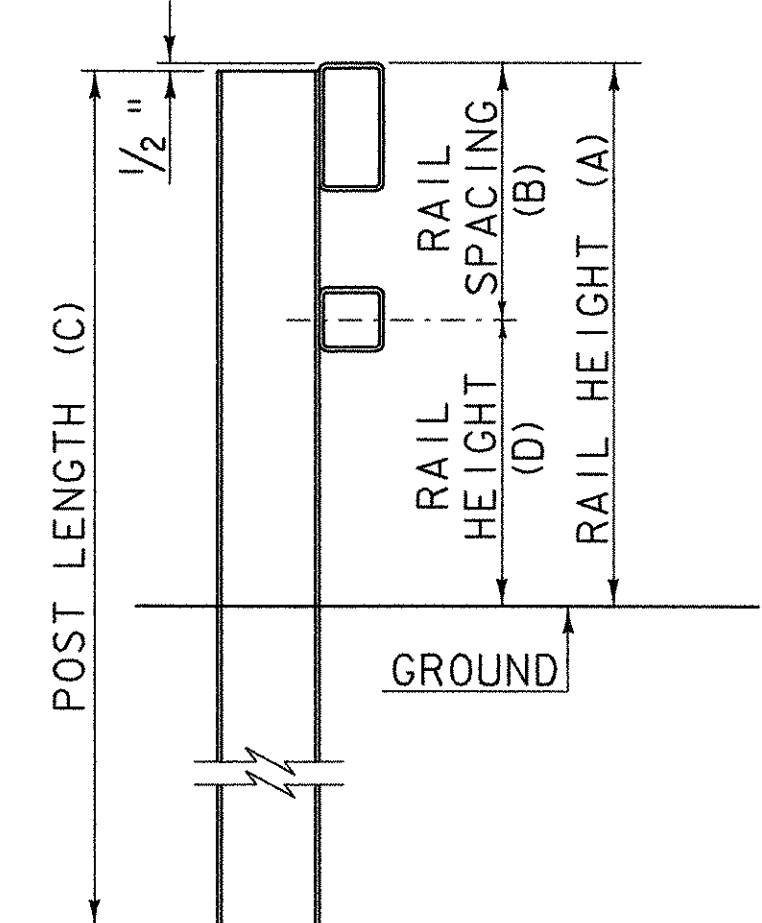
RAILING TRANSITION PLAN



RAILING TRANSITION ELEVATION

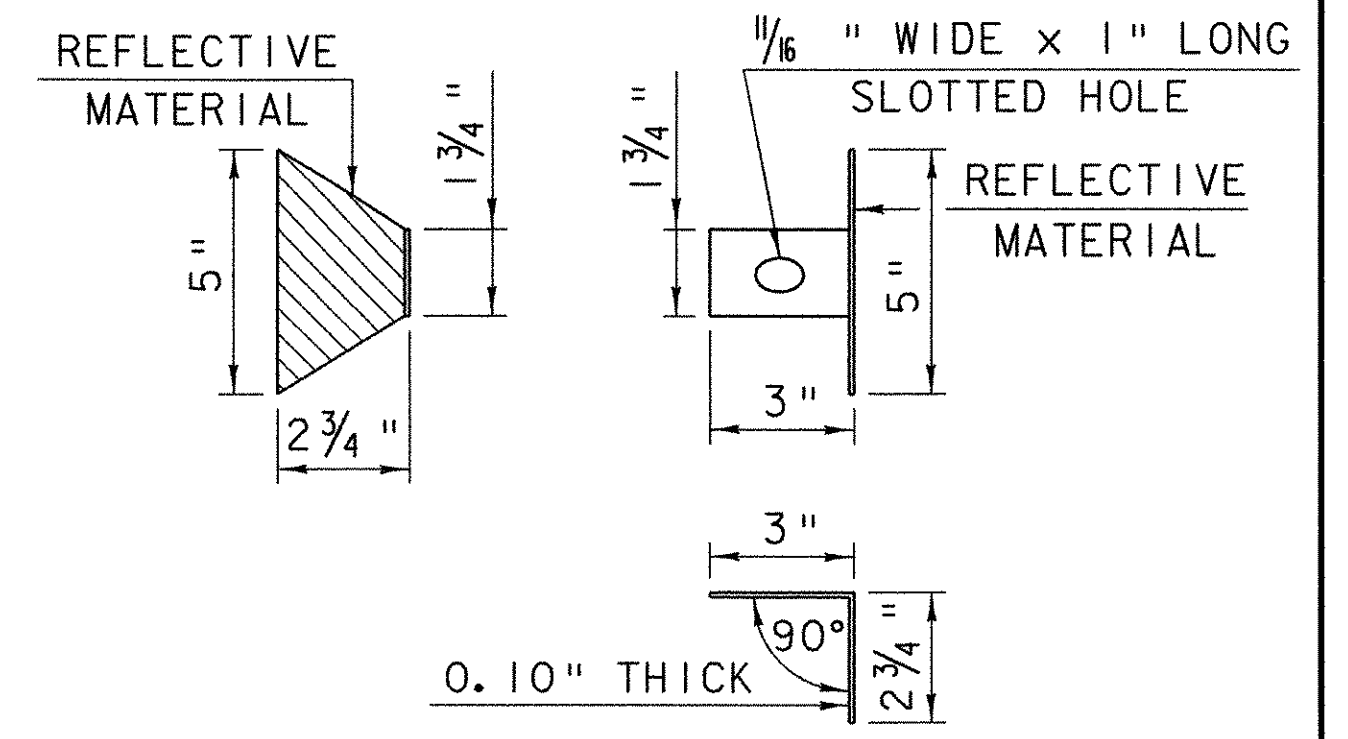


ELEVATION



TYPICAL SECTION

| POST NUMBER | RAIL HEIGHT (A) | RAIL SPACING (B) | POST LENGTH (C) | RAIL HEIGHT (D) |
|-------------|-----------------|------------------|-----------------|-----------------|
| 1 | 2'-9 1/2" | 1'-3 3/4" | 8'-0" | 1'-5 3/4" |
| 2 | 2'-9" | 1'-3 1/2" | 8'-0" | 1'-5 1/2" |
| 3 | 2'-8 1/2" | 1'-3 3/8" | 8'-0" | 1'-5 5/8" |
| 4 | 2'-8" | 1'-2 7/8" | 8'-0" | 1'-5 1/8" |



DELINEATION DEVICE DETAILS

- NOTES**
- REFER TO SHEET BR1 FOR ADDITIONAL DETAILS, NOTES AND MATERIAL SPECIFICATIONS.
 - PAYMENT FOR GUARD RAIL APPROACH SECTION - NETC 2 RAIL SHALL INCLUDE THE TERMINAL CONNECTOR, THE CONNECTION PLATE, THE DEFLECTOR PLATE, RAIL, POSTS, BLOCKS AND ATTACHMENT HARDWARE.
 - THE REFLECTORIZED ALUMINUM DELINEATION IS TO BE ERECTED EVERY 30' (OR CLOSEST POST) WITH A 5/8" DIAMETER BOLT. DELINEATORS SHALL MEET SPECIFICATION REQUIREMENTS FOR ASTM B209 ALLOY 5052-H32.
 - REFLECTIVE MATERIAL SHALL MEET REQUIREMENTS OF SUBSECTION 750.08 AND SHALL BE OF ENCAPSULATED LENS SILVER OR AMBER. AMBER IS TO BE INSTALLED ON THE DRIVER'S LEFT AND SILVER ON THEIR RIGHT.
 - ON BRIDGES WITH A SIDEWALK, DELINEATORS ARE NOT TO BE INSTALLED ON THE SIDEWALK SIDE OF THE BRIDGE (I.E. DELINEATORS INSTALLED ONLY ON THE CURB SIDE AND ON THE APPROACH ON THE CURB SIDE). PAYMENT SHALL BE SUBSIDIARY TO ALL OTHER ITEMS.
 - ALL APPROACH RAIL SPLICES SHALL BE LAPPED IN THE DIRECTION OF TRAFFIC FLOW.
 - ALL BRIDGE APPROACH RAIL MATERIALS, DIMENSION SIZES AND NOTES SHALL BE THE SAME AS THOSE OF THE BRIDGE RAIL, UNLESS OTHERWISE NOTED.
 - APPROACH RAIL BOLTS SHALL BE ASTM A307 GRADE A AND NUTS SHALL BE AASHTO M291 (ASTM A563 GRADE A OR BETTER (GALVANIZED). WASHERS SHALL BE ASTM F844.
 - WELD TOP SPLICE BAR TO FIT BEND. USE COMPLETE PENETRATION WELD (B-U2).
 - THE CONCRETE CURB WILL BE PAID FOR AS ITEM 616.28, "CAST-IN-PLACE CONCRETE CURB, TYPE B."



DETAIL
BR2

BRIDGE RAILING - NETC 2 RAIL
- THRIE BEAM APPROACH RAIL

| | |
|---------------------------------------|------------------------|
| PROJECT NAME: BOLTON | PLOT DATE: 02-AUG-2004 |
| PROJECT NUMBER: IM 089-2(29) | DRAWN BY: STR |
| FILE NAME: /99a268/str/sa268brail.dgn | CHECKED BY: STR |
| PROJECT LEADER: SHERWARD FARNSWORTH | SHEET 48 OF 307 |
| DESIGNED BY: STR | |
| DETAIL BR2 | |