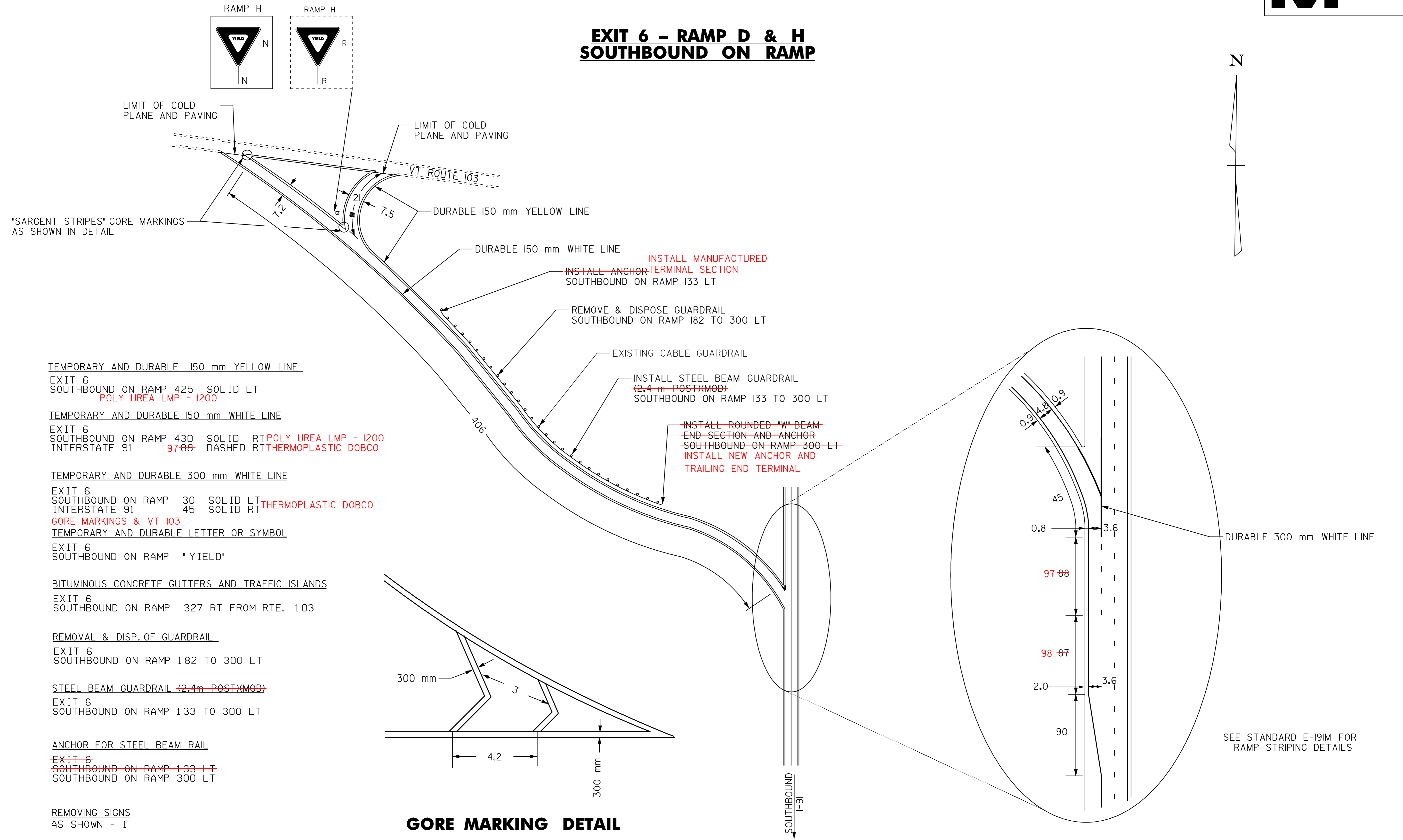
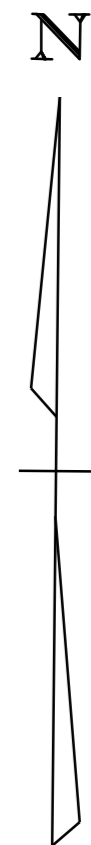


EXIT 6 - RAMP D & H SOUTHBOUND ON RAMP



TEMPORARY AND DURABLE 150 mm YELLOW LINE

EXIT 6
SOUTHBOUND ON RAMP 425 SOLID LT
POLY UREA LMP - 1200

TEMPORARY AND DURABLE 150 mm WHITE LINE

EXIT 6
SOUTHBOUND ON RAMP 430 SOLID RT POLY UREA LMP - 1200
INTERSTATE 91 97-88 DASHED RT THERMOPLASTIC DOBCO

TEMPORARY AND DURABLE 300 mm WHITE LINE

EXIT 6
SOUTHBOUND ON RAMP 30 SOLID LT THERMOPLASTIC DOBCO
INTERSTATE 91 45 SOLID RT

GORE MARKINGS & VT 103

TEMPORARY AND DURABLE LETTER OR SYMBOL

EXIT 6
SOUTHBOUND ON RAMP "YIELD"

BITUMINOUS CONCRETE GUTTERS AND TRAFFIC ISLANDS

EXIT 6
SOUTHBOUND ON RAMP 327 RT FROM RTE. 103

REMOVAL & DISP. OF GUARDRAIL

EXIT 6
SOUTHBOUND ON RAMP 182 TO 300 LT

STEEL BEAM GUARDRAIL (2.4m POST)(MOD)

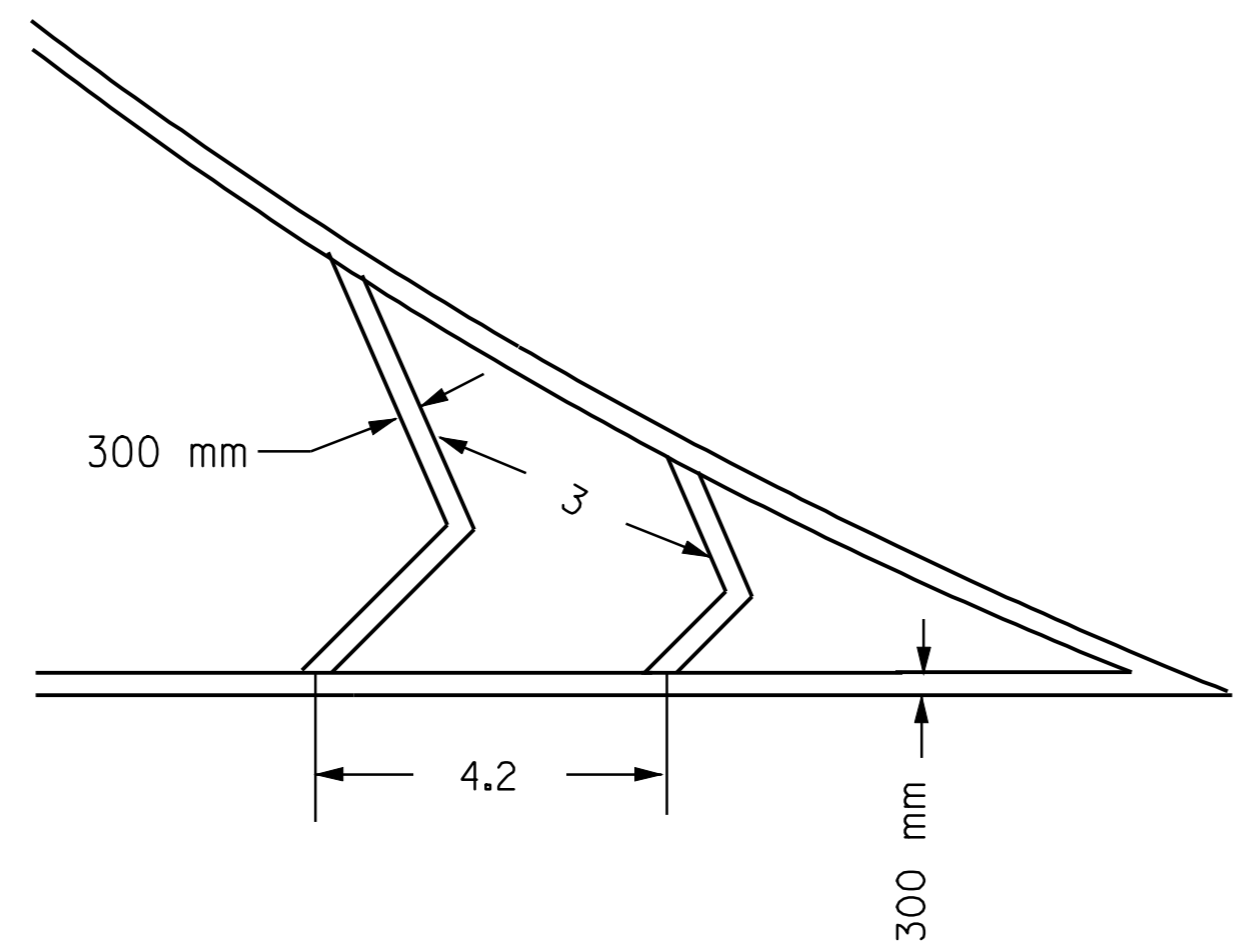
EXIT 6
SOUTHBOUND ON RAMP 133 TO 300 LT

ANCHOR FOR STEEL BEAM RAIL

EXIT 6
SOUTHBOUND ON RAMP 133 LT
SOUTHBOUND ON RAMP 300 LT

REMOVING SIGNS
AS SHOWN - 1

MANUFACTURED TERMINAL SECTION
SOUTHBOUND ON RAMP 300 LT



GORE MARKING DETAIL

LEGEND

- R = REMOVE EXISTING
- S = SALVAGE
- R&S = REMOVE AND SALVAGE
- N = NEW
- RET = RETAIN
- B-B = BACK TO BACK
- = NEW RAIL
- = EXISTING RAIL
- ⊗ = BORING LOCATION

NOTE: ALL DIMENSIONS IN METERS EXCEPT AS INDICATED

RAMP DETAIL #6	PROJECT: BRATTLBORO-ROCKINGHAM	PROJECT NO.: IM 091-I(39)
	DESIGN FILE NAME: /pave/99q202/pa202.dgn	PLOT DATE: 02-JUN-2005
	IPARM FILE NAME: pa202dt06.l	SURVEY DATE: 10/00
	SURVEYED BY: CLD_ENGINEERS_INC	DRAWN BY: HJC
SQUAD LEADER: WRH	SHEET: 22 OF 37	

DATUM
VERTICAL _____
HORIZONTAL _____

NOT TO SCALE