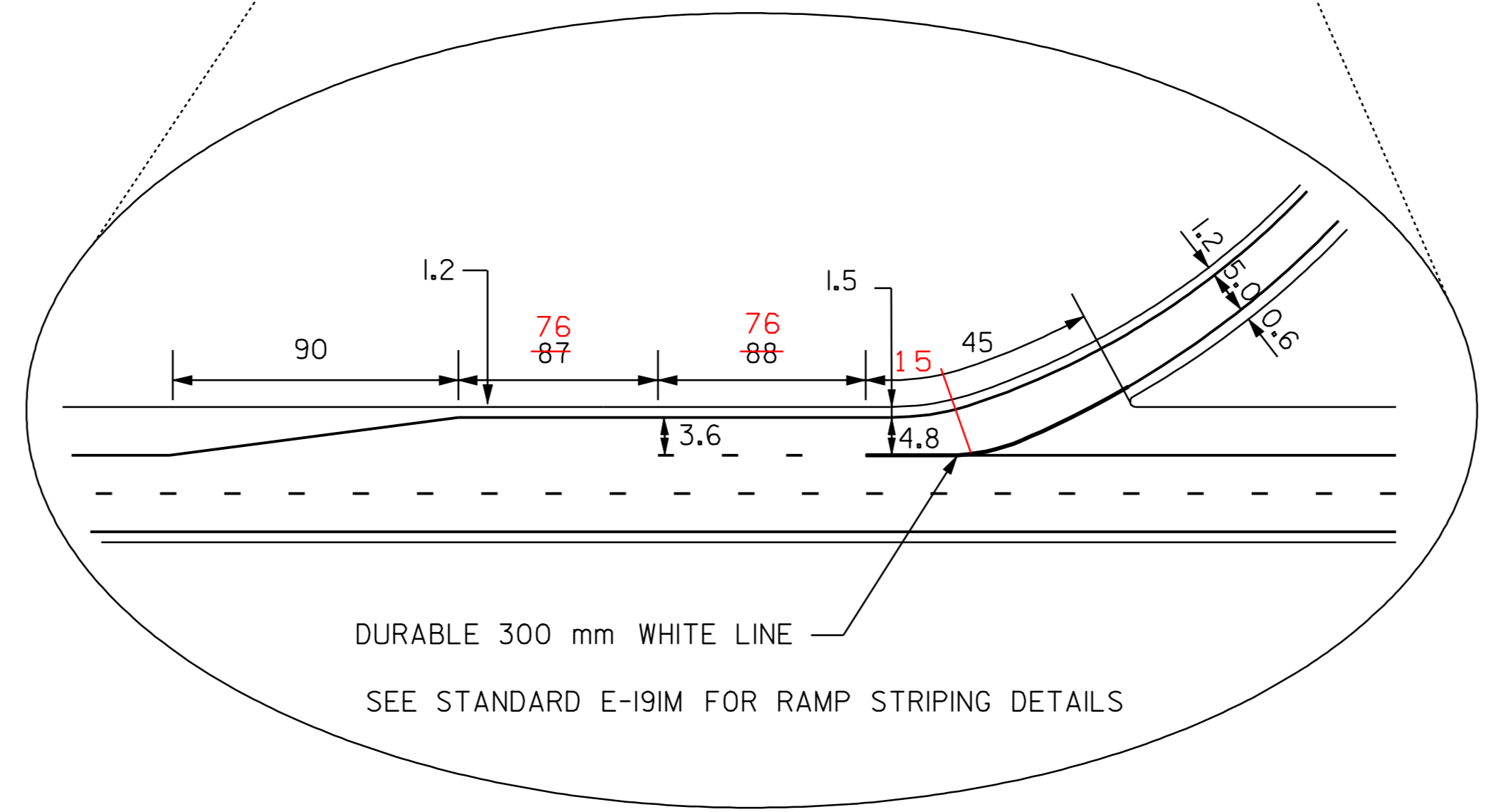

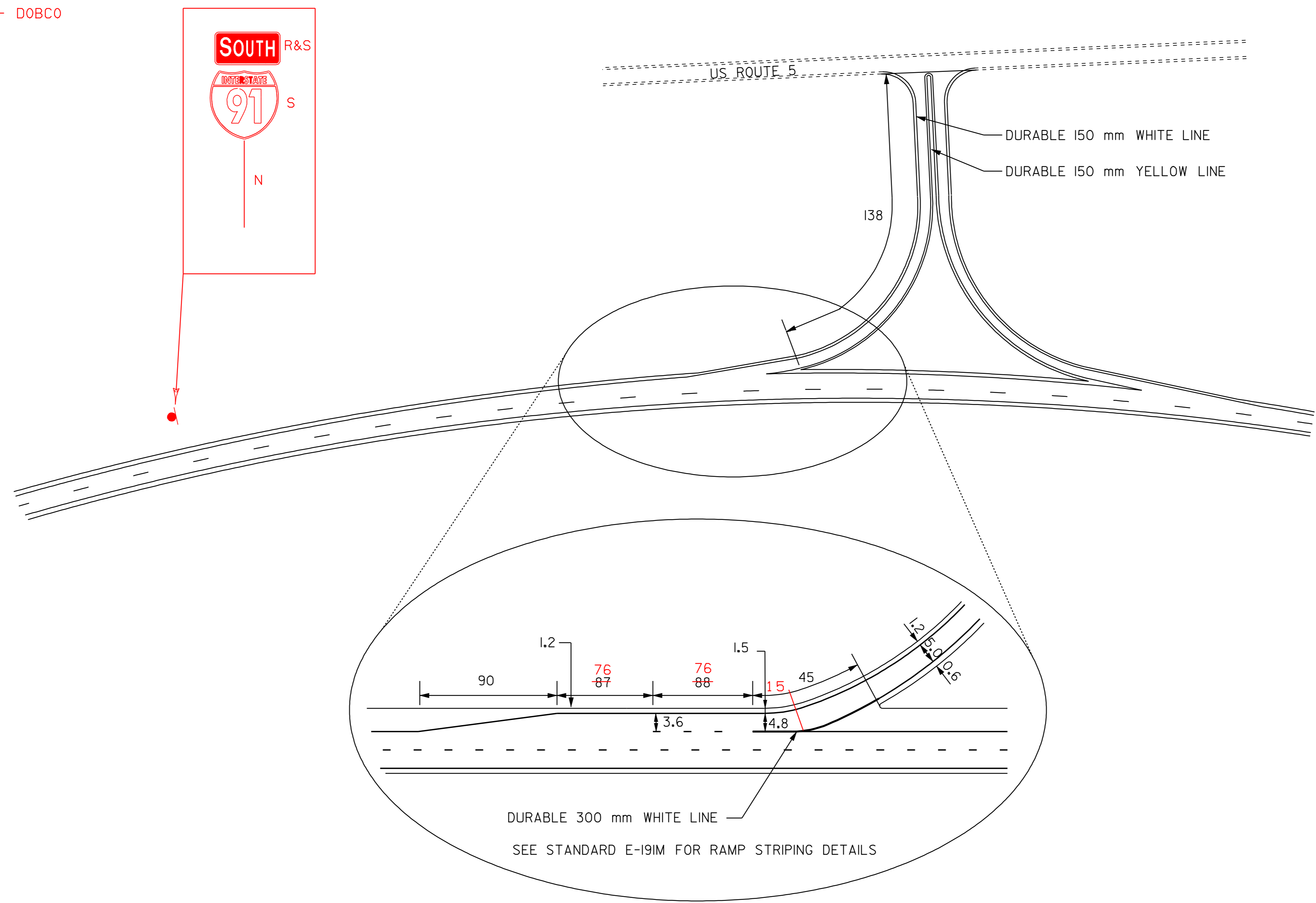
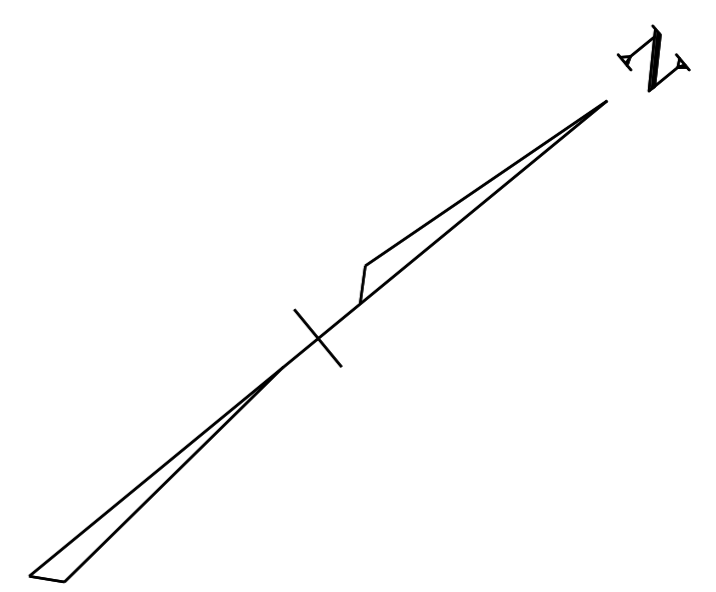


**EXIT 4 - RAMP A  
SOUTHBOUND ON RAMP**

TEMPORARY AND DURABLE 150 mm YELLOW LINE  
 EXIT 4  
 SOUTHBOUND ON RAMP 139 SOLID LT  
 POLY UREA - LPM 1200  
 TEMPORARY AND DURABLE 150 mm WHITE LINE  
 EXIT 4  
 SOUTHBOUND ON RAMP 143 SOLID RT  
 INTERSTATE 91 ~~70-88~~ DASHED RT  
 POLY UREA - LPM 1200  
 TEMPORARY AND DURABLE 300 mm WHITE LINE  
 EXIT 4  
 SOUTHBOUND ON RAMP 45 SOLID LT  
 INTERSTATE 91 30 SOLID RT  
 THERMOPLASTIC - DOBCO



DURABLE 300 mm WHITE LINE  
 SEE STANDARD E-191M FOR RAMP STRIPING DETAILS

**LEGEND**

- R = REMOVE EXISTING
- S = SALVAGE
- R&S = REMOVE AND SALVAGE
- N = NEW
- RET = RETAIN
- B-B = BACK TO BACK
- = NEW RAIL
- - - = EXISTING RAIL
- ⊗ = BORING LOCATION

NOTE: ALL DIMENSIONS IN METERS EXCEPT AS INDICATED

DATUM  
 VERTICAL \_\_\_\_\_  
 HORIZONTAL \_\_\_\_\_

NOT TO SCALE

**RAMP  
DETAIL #2**

PROJECT: BRATTLEBORO-ROCKINGHAM	PROJECT NO. : IM 091-I(39)
DESIGN FILE NAME: /pave/99a202/pa202.dgn	PLOT DATE: 02-JUN-2005
IPARM FILE NAME: pa202d+02.i	SURVEY DATE: 10/00
SURVEYED BY: CLD ENGINEERS INC	DRAWN BY: HJC
SQUAD LEADER: WRH	SHEET: 18 OF 37