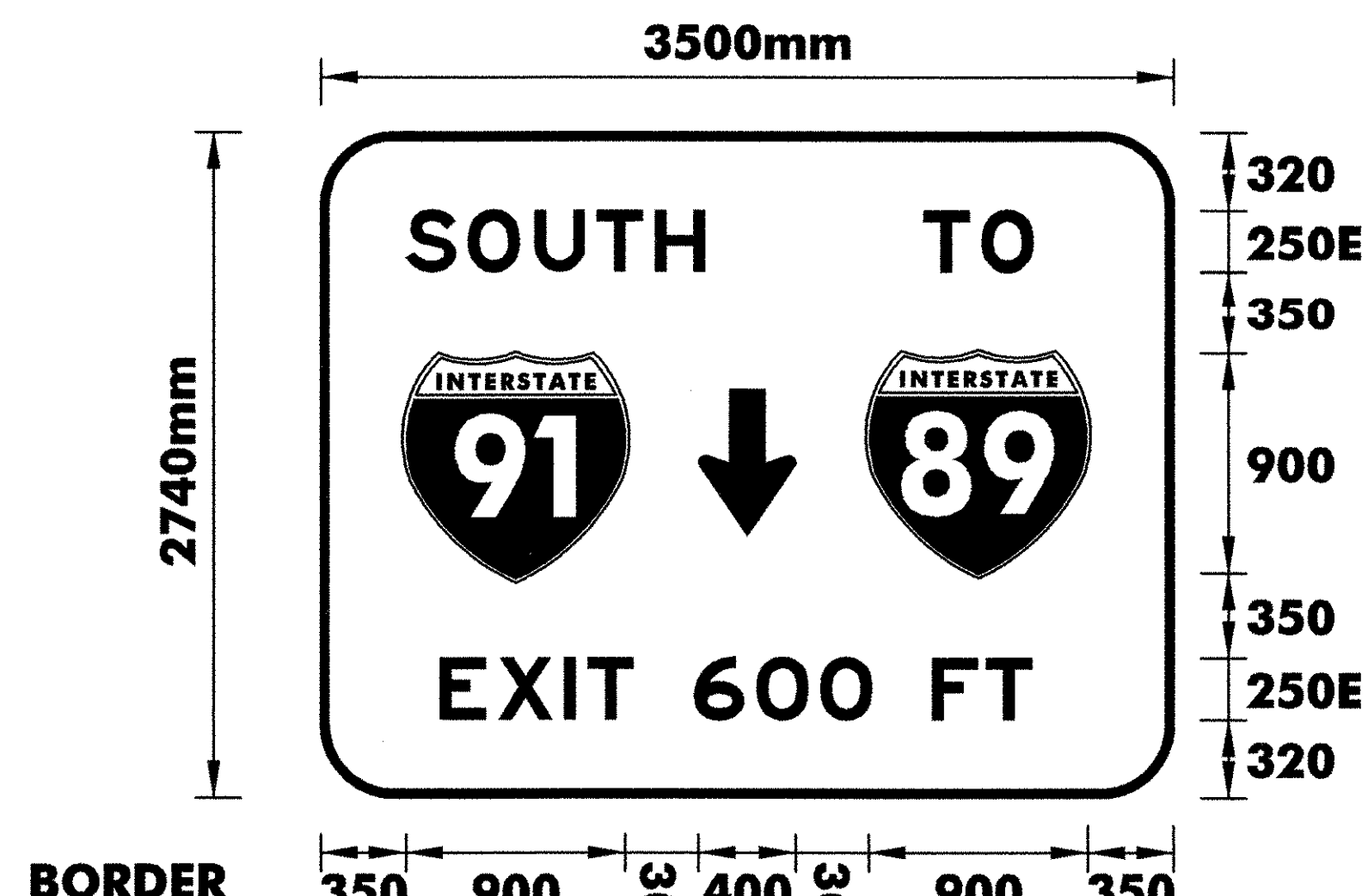


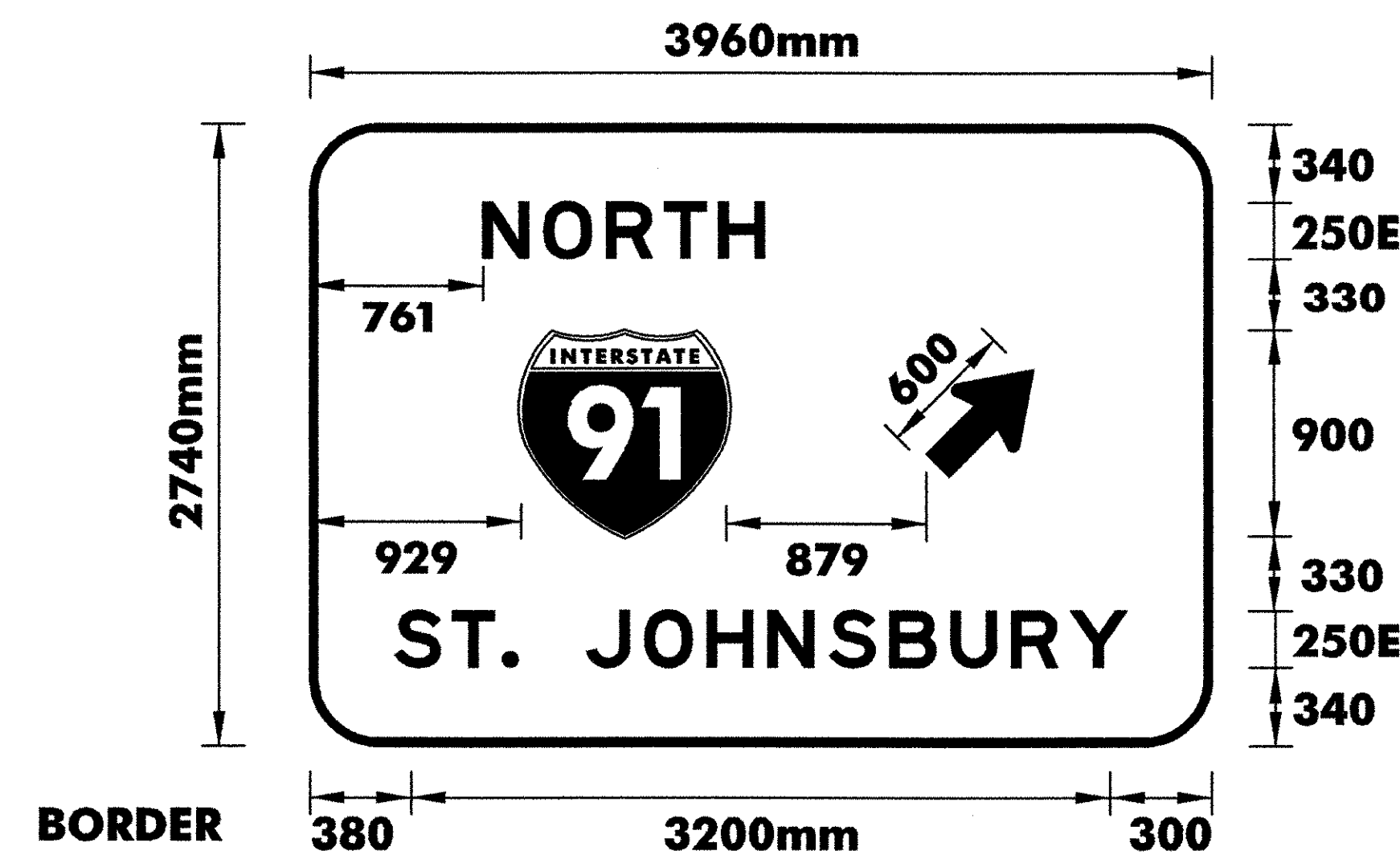
BORDER
R=300
W=35

COLORS: THE SIGN SHALL HAVE A REFLECTORIZED WHITE TEXT, SYMBOL AND BORDER, (ASTM TYPE IX) ON A REFLECTORIZED GREEN BACKGROUND, (ASTM TYPE III).



BORDER
R=300
W=35

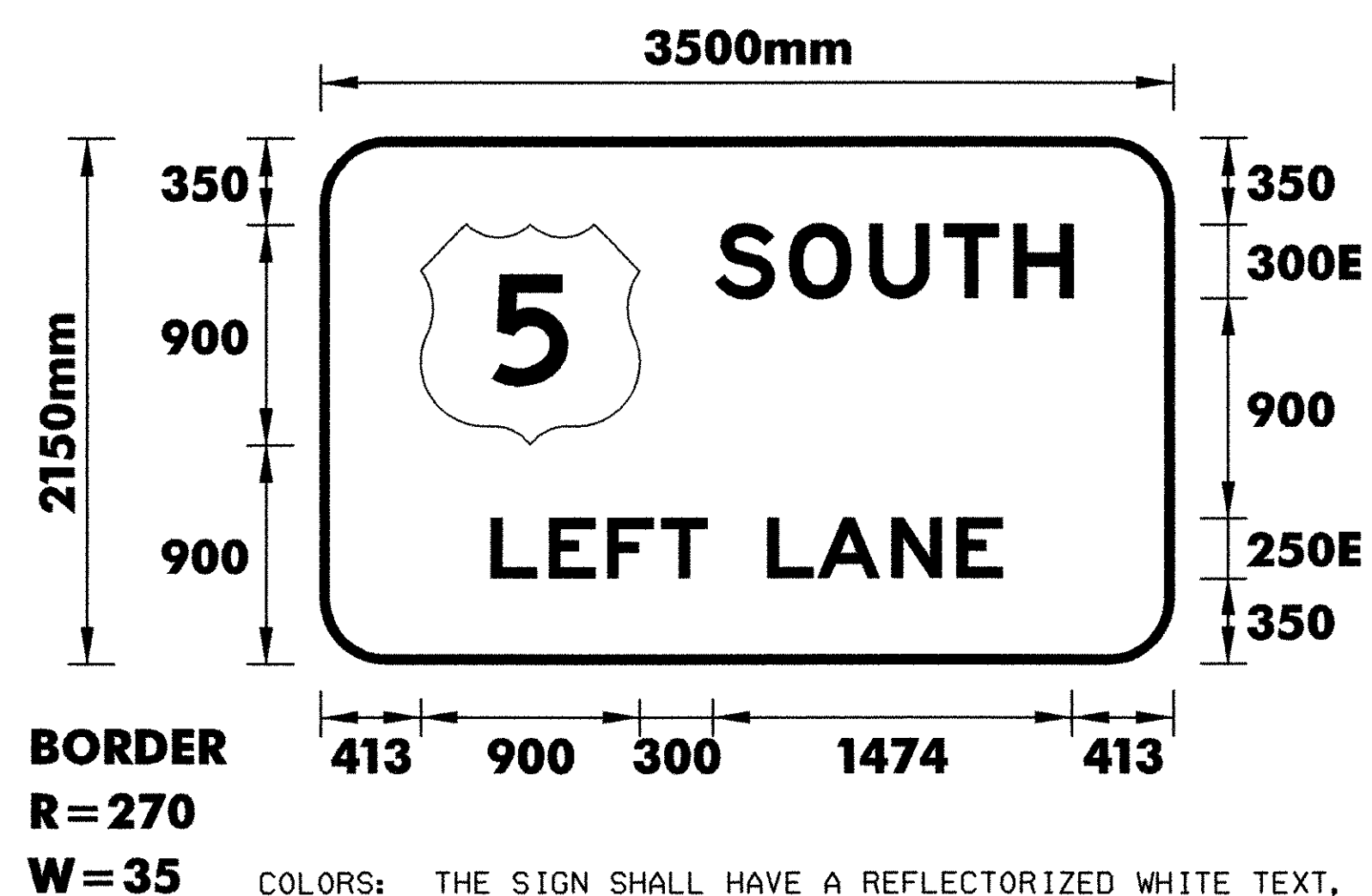
COLORS: THE SIGN SHALL HAVE A REFLECTORIZED WHITE TEXT, SYMBOL AND BORDER, (ASTM TYPE IX) ON A REFLECTORIZED GREEN BACKGROUND, (ASTM TYPE III).



BORDER
R=300
W=35

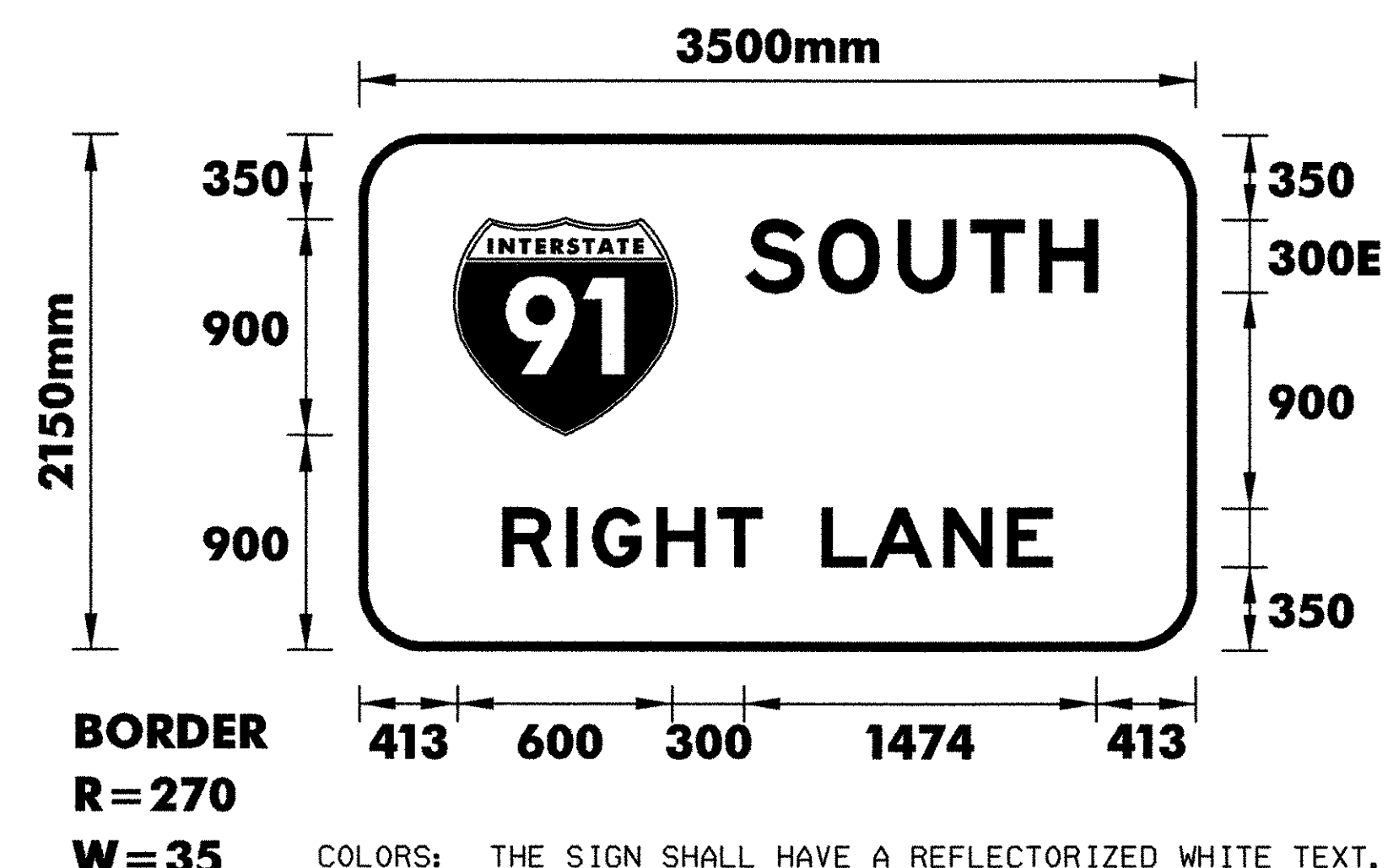
COLORS: THE SIGN SHALL HAVE A REFLECTORIZED WHITE TEXT, SYMBOL AND BORDER, (ASTM TYPE IX) ON A REFLECTORIZED GREEN BACKGROUND, (ASTM TYPE III).

MOUNTED ON THE OVERHEAD STRUCTURE ON ROUTE 5 INTERCHANGE #11



BORDER
R=270
W=35

COLORS: THE SIGN SHALL HAVE A REFLECTORIZED WHITE TEXT, SYMBOL AND BORDER, (ASTM TYPE IX) ON A REFLECTORIZED GREEN BACKGROUND, (ASTM TYPE III).



BORDER
R=270
W=35

COLORS: THE SIGN SHALL HAVE A REFLECTORIZED WHITE TEXT, SYMBOL AND BORDER, (ASTM TYPE IX) ON A REFLECTORIZED GREEN BACKGROUND, (ASTM TYPE III).

MOUNTED ON THE EAST SIDE OF THE NB OVERHEAD BRIDGE ON ROUTE 10A INTERCHANGE # 13

NOTES:

1. TEXT LAYOUT DIMENSIONS ARE BASED ON THE "LETTER & NUMERAL WIDTHS AND SPACE" TABLES FOUND IN THE "STANDARD HIGHWAY SIGNS" BOOKLET. MINOR VARIATIONS IN THE TEXT DIMENSIONS ARE ACCEPTABLE BASED ON INDIVIDUAL MANUFACTURER'S LETTER FABRICATION. SIGNIFICANT CHANGES WHICH AFFECTS SIGN APPEARANCE SHALL BE BROUGHT TO THE ATTENTION OF VTRANS PRIOR TO FABRICATION.
2. FOR DETAIL ON THE U.S. ROUTE MARKER AND THE VERMONT STATE HIGHWAY ROUTE MARKER REFER TO VTRANS STANDARDS E-136A AND E-136B.

**TYPE B
SIGN
DETAIL
SHEET**



PROJECT NAME :	HARTFORD - NEWBURY	PROJECT NO. :	IM 091 -2 (69)
DESIGN FILE NAME: ... \ZA046DT01.DGN		PLOT DATE: 12/20/2005	
IPARM FILE NAME:		SURVEY DATE: FEB 1998	
SURVEYED BY: NAS, RAN		DRAWN BY: S. BIJOLLE	
SQUAD LEADER: J. W. TUCKER		SHEET: 75 OF 180	