
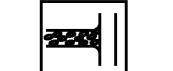






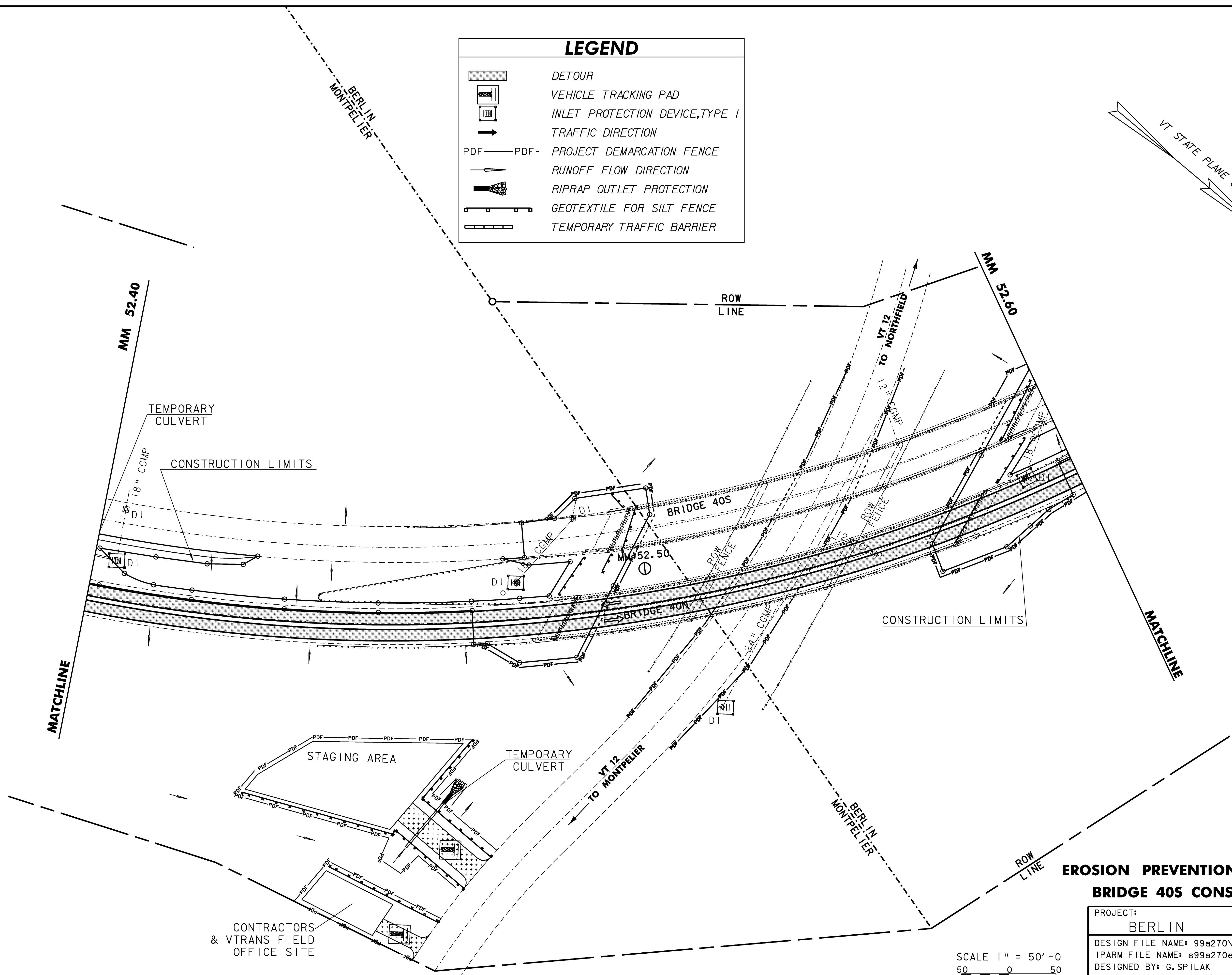
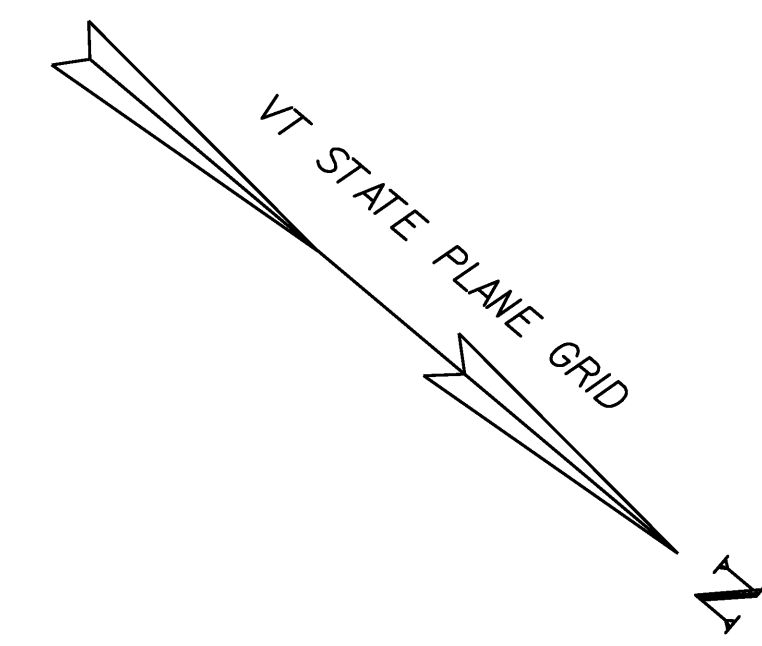


**LEGEND**

	DETOUR
	VEHICLE TRACKING PAD
	INLET PROTECTION DEVICE, TYPE 1
	TRAFFIC DIRECTION
PDF — PDF	PROJECT DEMARCATION FENCE
	RUNOFF FLOW DIRECTION
	RIPRAP OUTLET PROTECTION
	GEOTEXTILE FOR SILT FENCE
	TEMPORARY TRAFFIC BARRIER



**EROSION PREVENTION & SEDIMENT CONTROL  
BRIDGE 40S CONSTRUCTION - SHEET 2**

PROJECT: BERLIN	PROJECT NO.: IM 089-1 (20)
DESIGN FILE NAME: s99a270\structures\s99a270bdr_ero.dgn	PLOT DATE: 05-DEC-2007
IPARM FILE NAME: s99a270epsusb2.i	DRAWN BY: M. FESSEL
DESIGNED BY: G. SPILAK	CHECKED BY: K. M. HIGGINS
SQUAD LEADER: C. P. WILLIAMS	SHEET: 74 OF 104
EPSC PLAN SOUTHBOUND - 2	

SCALE 1" = 50'-0"  
50 0 50