

ANCHOR FOR STEEL BEAM RAIL
296+50.00 LT

REMOVAL AND DISPOSAL OF GUARDRAIL
STA 296+25.00 - STA 298+80.00 LT

HD STEEL GUARDRAIL, GALVANIZED
STA 296+25.00 - STA ~~297+62.50~~ **296+50.00** LT

MANUFACTURED TERMINAL SECTION, FLARED
~~STA 297+62.50 - STA 298+00.00~~ LT

REMOVAL OF SIGNS
STA 297+29.00 RT
STA 300+37 LT
STA 301+02 LT

TRAFFIC SIGN, TYPE A
STA 297+29.00 RT

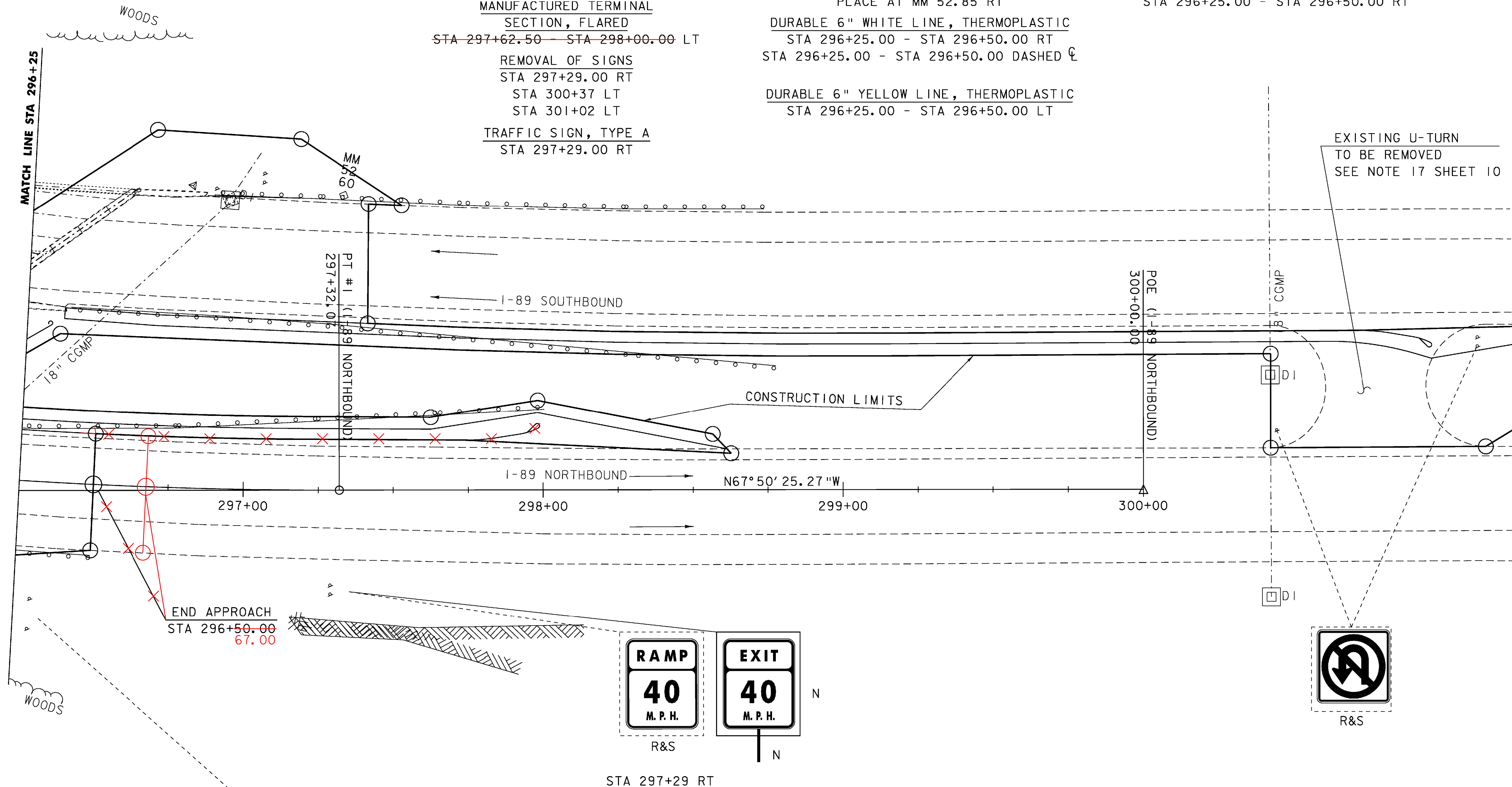
ERECTING SALVAGED SIGNS
PLACE SALVAGED SIGN FROM STA 297+29 RT AS SHOWN ON DETOUR SHEET 32, PRIOR TO DETOURING TRAFFIC. ONCE NORTHBOUND CONSTRUCTION IS COMPLETED, PLACE AT MM 52.85 RT

DURABLE 6" WHITE LINE, THERMOPLASTIC
STA 296+25.00 - STA 296+50.00 RT
STA 296+25.00 - STA 296+50.00 DASHED C

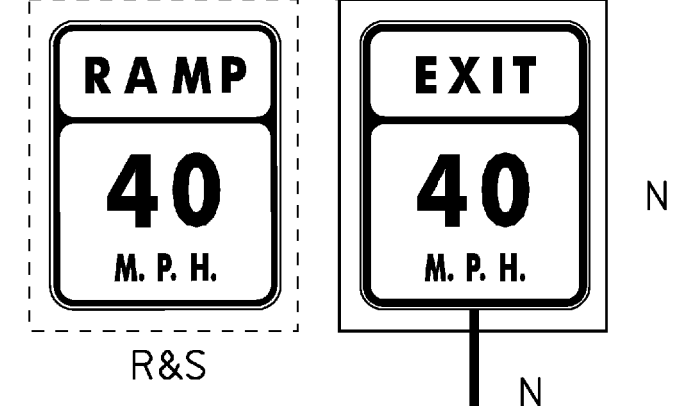
DURABLE 6" YELLOW LINE, THERMOPLASTIC
STA 296+25.00 - STA 296+50.00 LT

ROW LINE
MILLED RUMBLE STRIPS
STA 296+25.00 - STA 296+50.00 RT


EXISTING U-TURN TO BE REMOVED
SEE NOTE 17 SHEET 10



END APPROACH
STA 296+50.00
67.00



STA 297+29 RT



LAYOUT #3 (I-89 NORTHBOUND)

SCALE 1" = 20'-0"
20 0 20

SIGN LEGEND	
N	- NEW
R	- REMOVE
RET	- RETAIN
R&S	- REMOVE & SALVAGE
S	- ERECTING SALVAGED SIGNS

PROJECT: BERLIN	PROJECT NO.: IM 089-1 (20)
DESIGN FILE NAME: 99a270\structures\99a270bdr.dgn	PLOT DATE: 05-DEC-2007
IPARM FILE NAME: s99a2701a3 nb.i	DRAWN BY: D.D.BEARD
DESIGNED BY: K.M.HIGGINS	CHECKED BY: R.S.YOUNG
SQUAD LEADER: C.P.WILLIAMS	SHEET: 16 OF 104
LAYOUT NORTHBOUND 3	