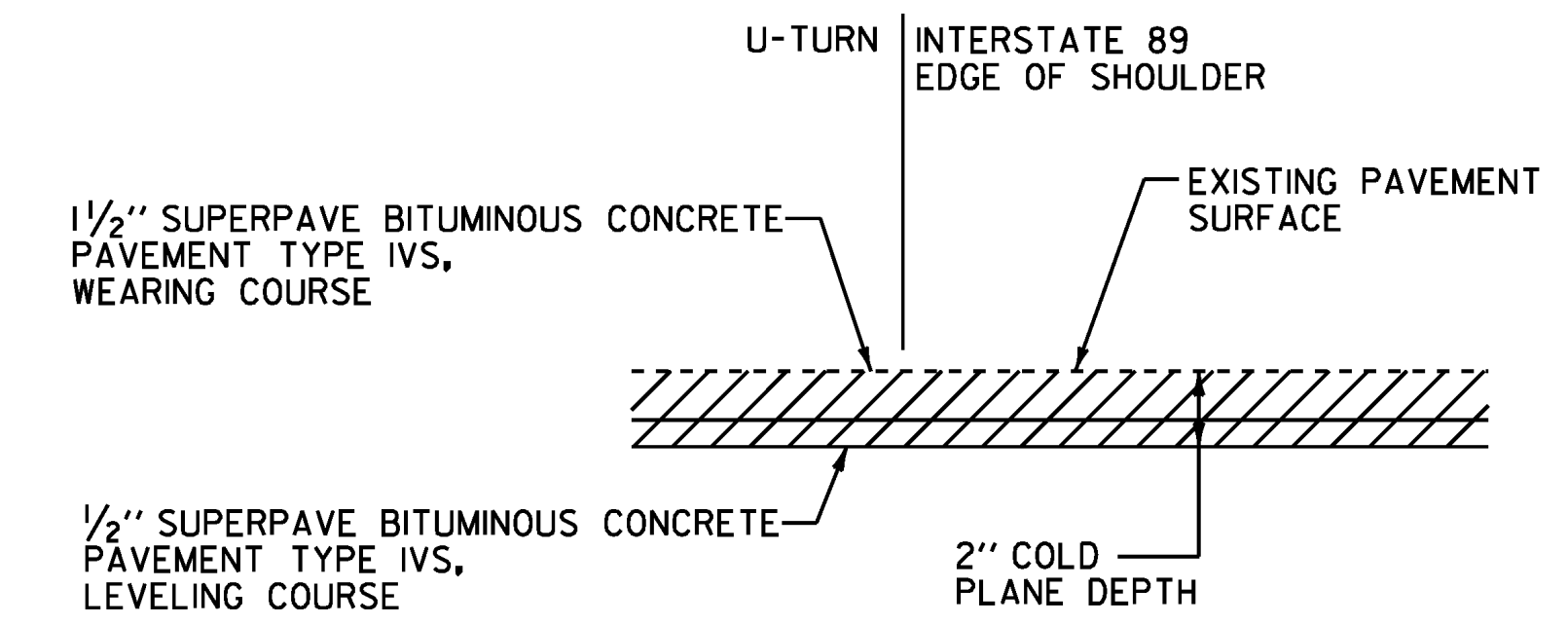
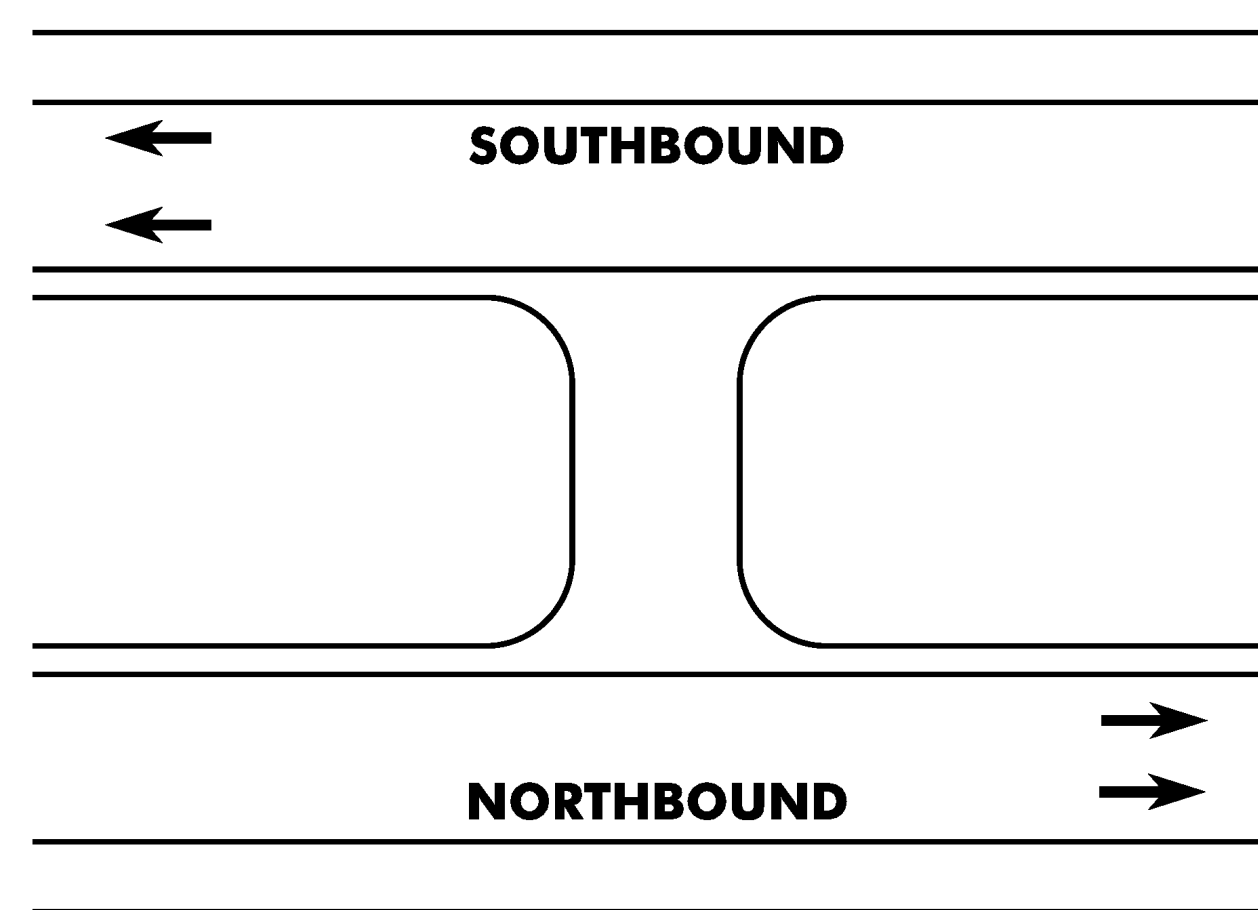


COLD PLANE U-TURN TYPICAL SECTION

MM	13.115	(90'X50')
MM	13.737	(35'X50')
MM	14.771	(25'X50')
MM	14.972	(36'X50')



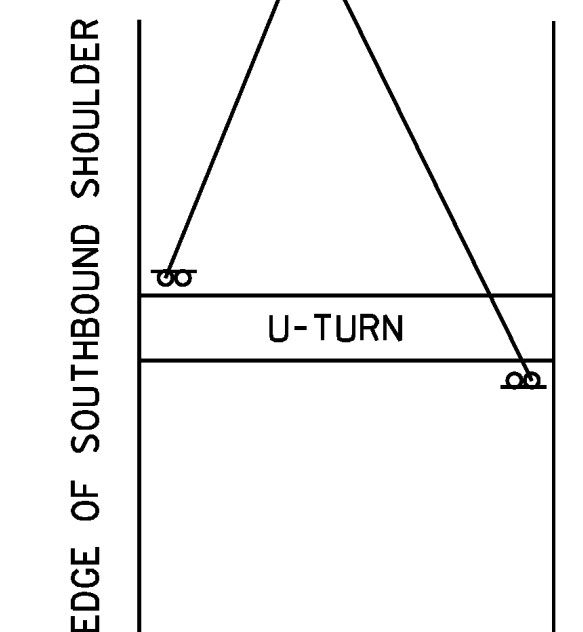
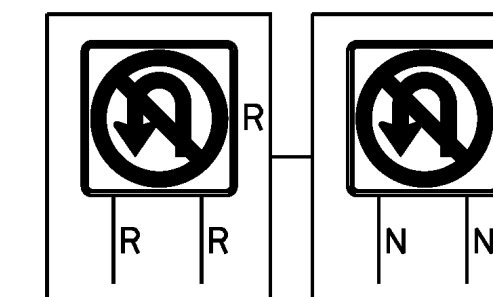
U-TURN PAVING DETAIL
U-TURN LENGTH LESS THAN 50 FEET



U-TURN DETAIL

MM	13.115	(90'X50')
MM	13.737	(35'X50')
MM	14.771	(25'X50')
MM	14.972	(36'X50')

REPLACE U-TURN SIGNS
AT THE LOCATIONS INDICATED BELOW



U-TURN DETAIL

MM	13.115
MM	13.737
MM	14.771
MM	14.972

U-TURN NOTES:

- EACH U-TURN AREA LOCATED WITHIN THE PROJECT LIMITS SHALL BE PAVED. SEE VTRANS STANDARD B-17 FOR U-TURN DETAILS.

NOT TO SCALE

U-TURN DETAIL SHEET	PROJECT NAME: SHARON - ROYALTON
	PROJECT NUMBER: IM 089-1(58)
FILE NAME: 97A184.dgn	PLOT DATE: 8/6/2010
PROJECT LEADER: CDL	DRAWN BY: SJL
DESIGNED BY: SJL	CHECKED BY: EPD
PLOT FILE: 97A184_60.1	SHEET 60 OF 62