

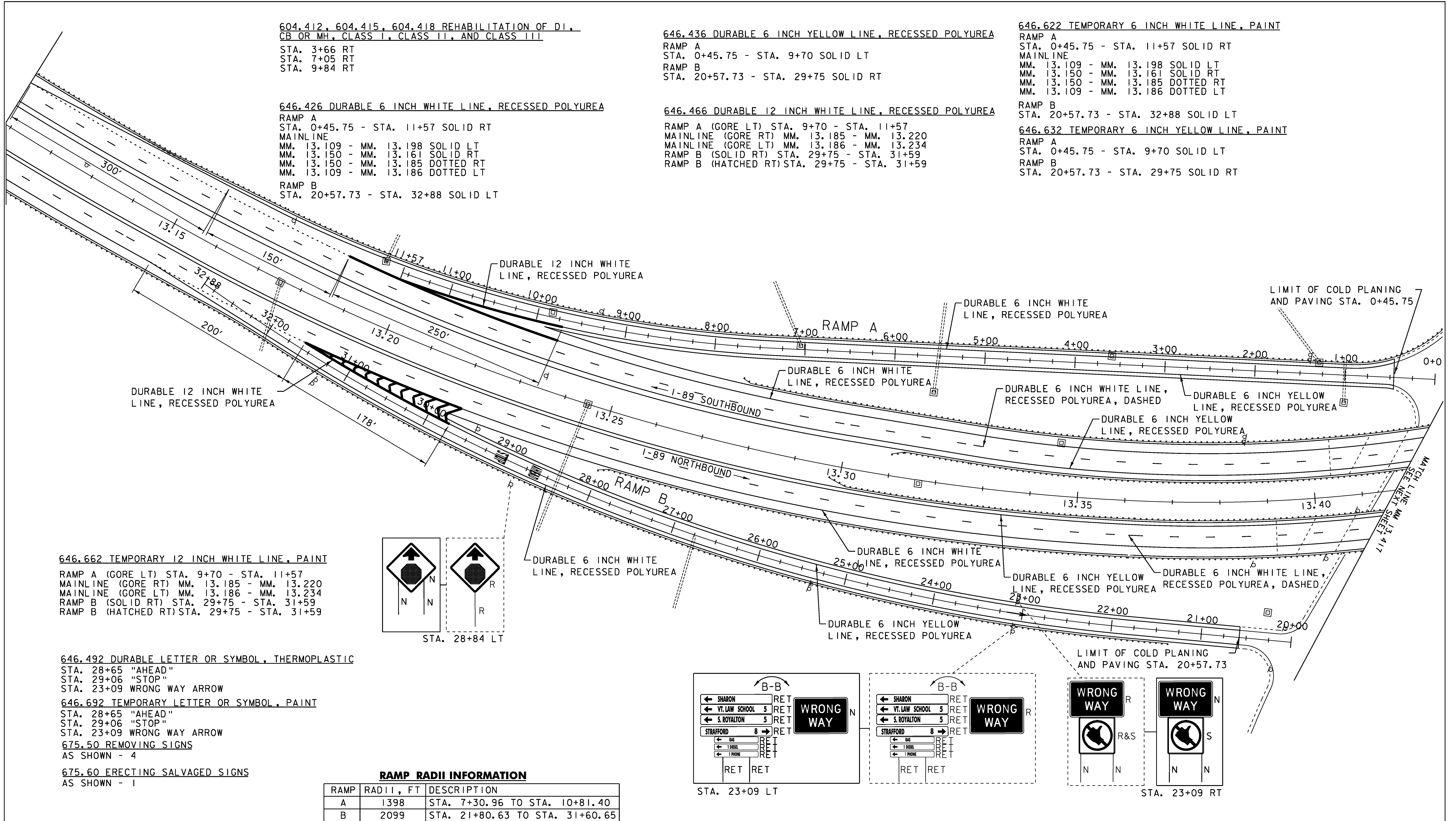
604.412, 604.415, 604.418 REHABILITATION OF DI,
CB OR MH, CLASS I, CLASS II, AND CLASS III
STA. 3+66 RT
STA. 7+05 RT
STA. 9+84 RT

646.426 DURABLE 6 INCH WHITE LINE, RECESSED POLYUREA
RAMP A
STA. 0+45.75 - STA. 11+57 SOLID RT
MAINLINE
MM. 13.109 - MM. 13.198 SOLID LT
MM. 13.150 - MM. 13.161 SOLID RT
MM. 13.150 - MM. 13.185 DOTTED RT
MM. 13.109 - MM. 13.186 DOTTED LT
RAMP B
STA. 20+57.73 - STA. 32+88 SOLID LT

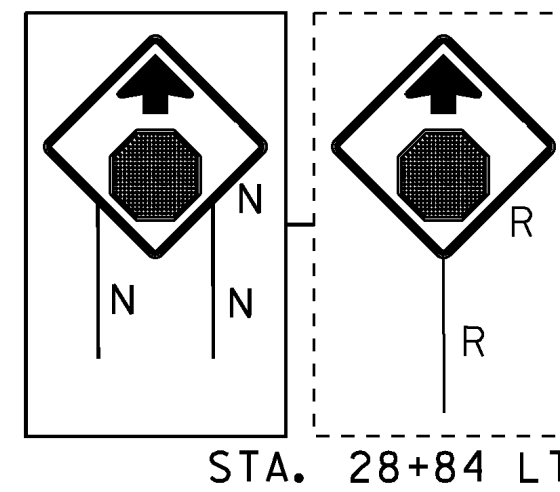
646.436 DURABLE 6 INCH YELLOW LINE, RECESSED POLYUREA
RAMP A
STA. 0+45.75 - STA. 9+70 SOLID LT
RAMP B
STA. 20+57.73 - STA. 29+75 SOLID RT

646.466 DURABLE 12 INCH WHITE LINE, RECESSED POLYUREA
RAMP A (GORE LT) STA. 9+70 - STA. 11+57
MAINLINE (GORE RT) MM. 13.185 - MM. 13.220
MAINLINE (GORE LT) MM. 13.186 - MM. 13.234
RAMP B (SOLID RT) STA. 29+75 - STA. 31+59
RAMP B (HATCHED RT) STA. 29+75 - STA. 31+59

646.622 TEMPORARY 6 INCH WHITE LINE, PAINT
RAMP A
STA. 0+45.75 - STA. 11+57 SOLID RT
MAINLINE
MM. 13.109 - MM. 13.198 SOLID LT
MM. 13.150 - MM. 13.161 SOLID RT
MM. 13.150 - MM. 13.185 DOTTED RT
MM. 13.109 - MM. 13.186 DOTTED LT
RAMP B
STA. 20+57.73 - STA. 32+88 SOLID LT
646.632 TEMPORARY 6 INCH YELLOW LINE, PAINT
RAMP A
STA. 0+45.75 - STA. 9+70 SOLID LT
RAMP B
STA. 20+57.73 - STA. 29+75 SOLID RT



646.662 TEMPORARY 12 INCH WHITE LINE, PAINT
RAMP A (GORE LT) STA. 9+70 - STA. 11+57
MAINLINE (GORE RT) MM. 13.185 - MM. 13.220
MAINLINE (GORE LT) MM. 13.186 - MM. 13.234
RAMP B (SOLID RT) STA. 29+75 - STA. 31+59
RAMP B (HATCHED RT) STA. 29+75 - STA. 31+59



646.492 DURABLE LETTER OR SYMBOL, THERMOPLASTIC
STA. 28+65 "AHEAD"
STA. 29+06 "STOP"
STA. 23+09 WRONG WAY ARROW

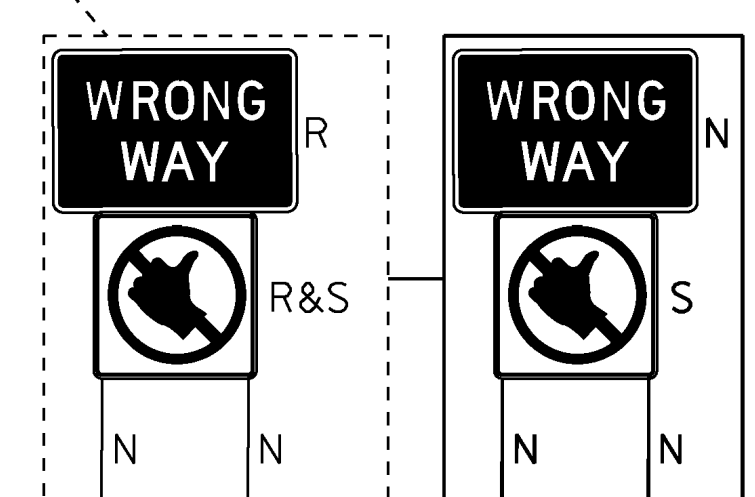
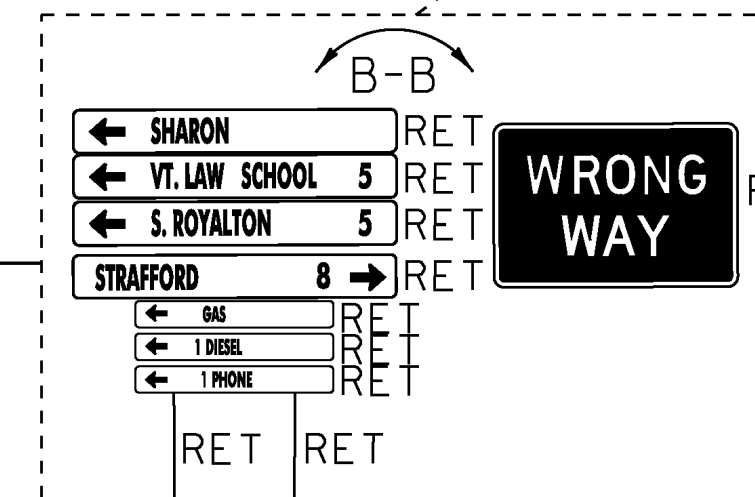
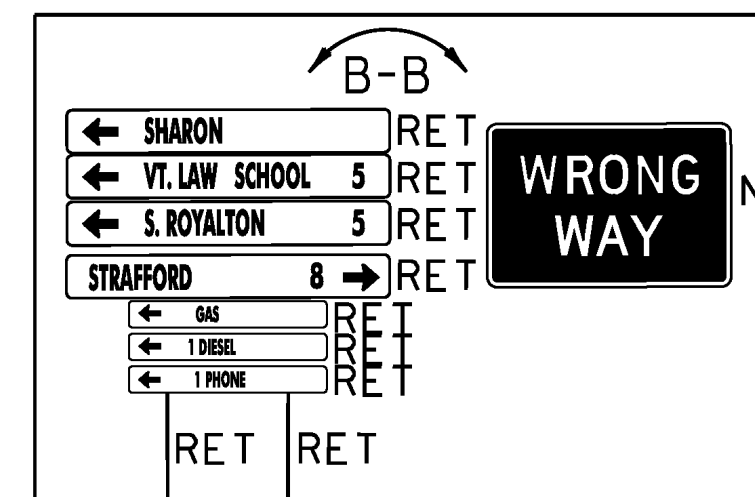
646.692 TEMPORARY LETTER OR SYMBOL, PAINT
STA. 28+65 "AHEAD"
STA. 29+06 "STOP"
STA. 23+09 WRONG WAY ARROW

675.50 REMOVING SIGNS
AS SHOWN - 4

675.60 ERECTING SALVAGED SIGNS
AS SHOWN - 1

RAMP RADII INFORMATION

RAMP	RADII, FT	DESCRIPTION
A	1398	STA. 7+30.96 TO STA. 10+81.40
B	2099	STA. 21+80.63 TO STA. 31+60.65



LEGEND
N = NEW
R = REMOVE
B-B = BACK TO BACK
RET = RETAIN

NOT TO SCALE

**INTERCHANGE 2
RAMP DETAIL
SHEET #1**

PROJECT NAME: SHARON - ROYALTON
PROJECT NUMBER: IM 089-1(58)

FILE NAME: 97A184.dgn
PROJECT LEADER: CDL
DESIGNED BY: SJL
PLOT FILE: 97A184.55.1

PLOT DATE: 8/6/2010
DRAWN BY: SJL
CHECKED BY: EPD
SHEET 55 OF 62