

RAMP RADIUS INFORMATION

RAMP	RADIUS, FT	DESCRIPTION
C	1200	STA. 202+15 TO STA. 208+55
	625	STA. 210+72 TO STA. 217+43

RAMP RADIUS INFORMATION

RAMP	RADIUS, FT	DESCRIPTION
D	675	STA. 102+31 TO STA. 112+22
	900	STA. 112+84 TO STA. 114+84
	1200	STA. 115+13 TO STA. 119+86

646.426 DURABLE 6 INCH WHITE LINE, RECESSED POLYUREA

RAMP D  
STA. 108+50 TO STA. 115+44 (SOLID RT)  
RAMP C  
STA. 206+42 TO STA. 216+50 (SOLID RT)

646.436 DURABLE 6 INCH YELLOW LINE, RECESSED POLYUREA

RAMP D  
STA. 108+50 TO STA. 115+44 (SOLID LT)  
RAMP C  
STA. 206+42 TO STA. 216+50 (SOLID LT)

646.622 TEMPORARY 6 INCH WHITE LINE, PAINT

RAMP D  
STA. 108+50 TO STA. 115+44 (SOLID RT)  
RAMP C  
STA. 206+42 TO STA. 216+50 (SOLID RT)

646.632 TEMPORARY 6 INCH YELLOW LINE, PAINT

RAMP D  
STA. 108+50 TO STA. 115+44 (SOLID LT)  
RAMP C  
STA. 206+42 TO STA. 216+50 (SOLID LT)

675.50 REMOVING SIGNS

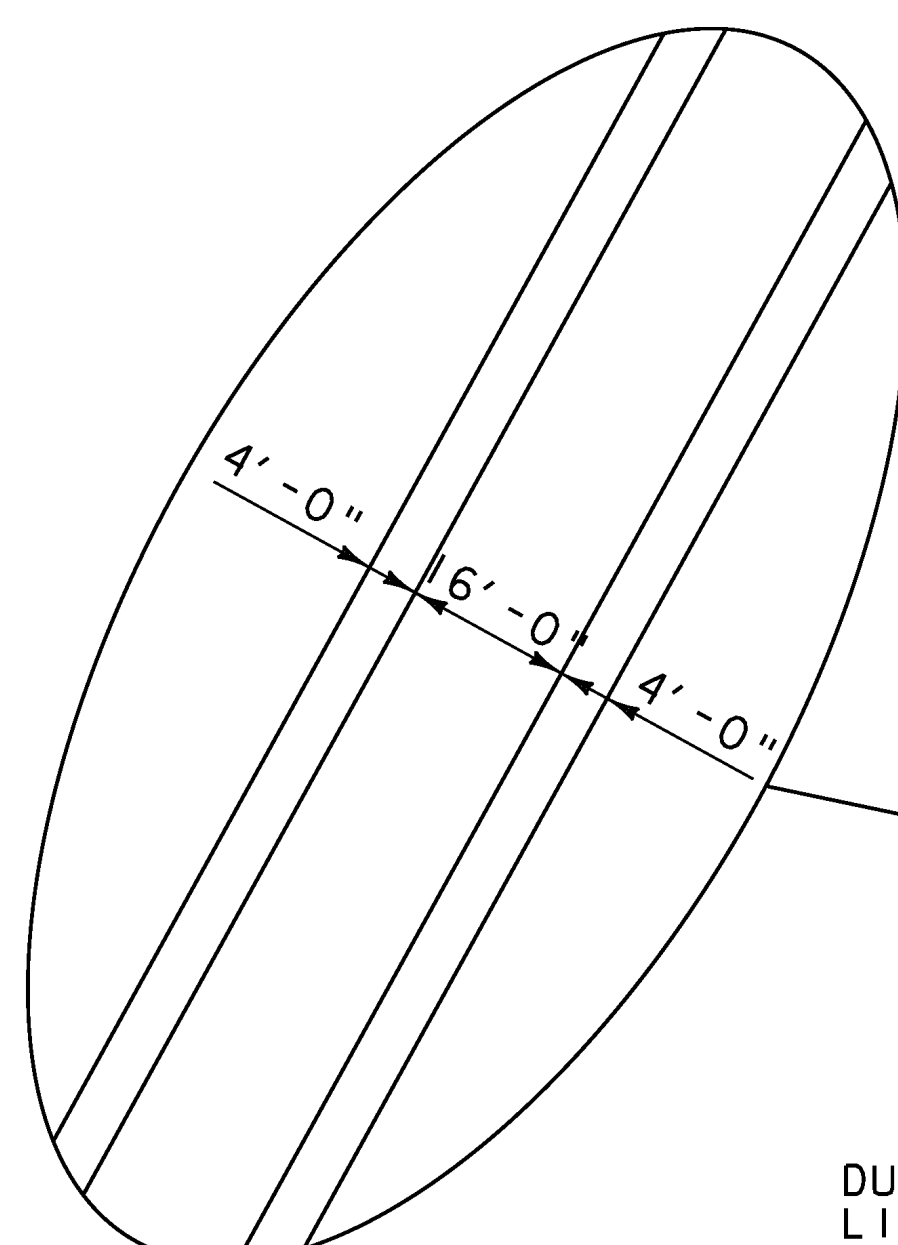
AS SHOWN - 1

646.492 DURABLE LETTER OR SYMBOL, THERMOPLASTIC

RAMP D STA. 112+75 WRONG WAY ARROW (1)  
RAMP D STA. 113+93 "STOP" (4)  
RAMP D STA. 114+25 "AHEAD" (5)

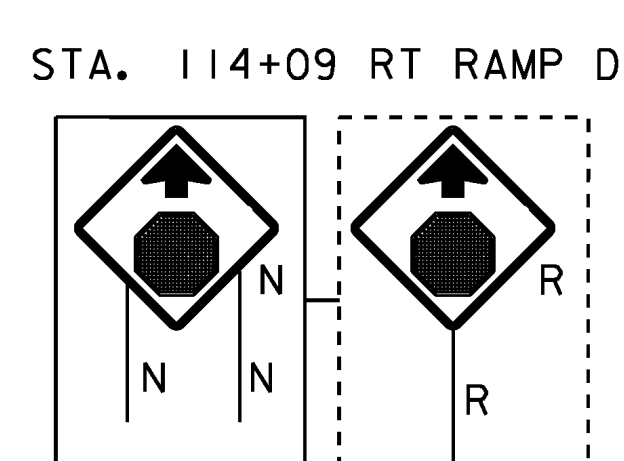
646.692 TEMPORARY LETTER OR SYMBOL, PAINT

RAMP D STA. 112+75 WRONG WAY ARROW (1)  
RAMP D STA. 113+93 "STOP" (4)  
RAMP D STA. 114+25 "AHEAD" (5)



**MATCHLINE RAMP D 108+50  
SEE INTERCHANGE 1 RAMP DETAIL SHEET #1**

**MATCHLINE RAMP C 216+50  
SEE INTERCHANGE 1 RAMP DETAIL SHEET #1**

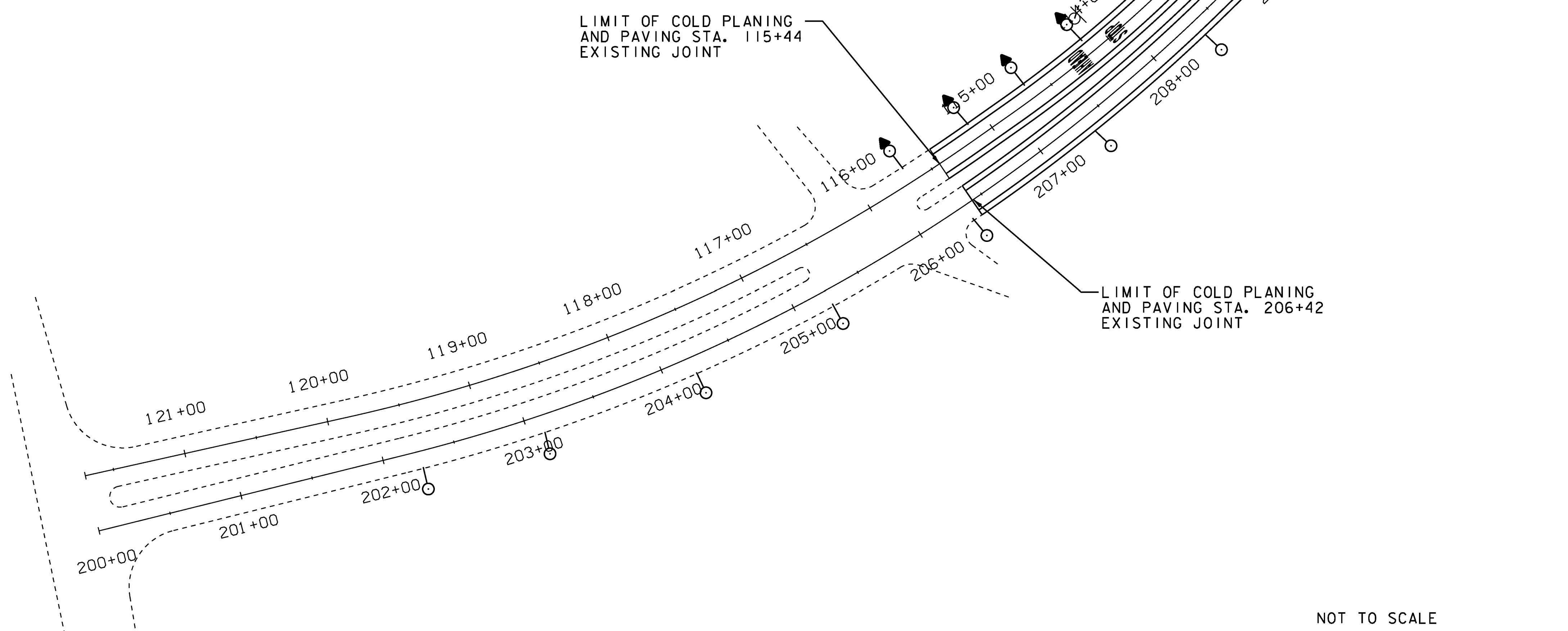


LIMIT OF COLD PLANING AND PAVING STA. 115+44 EXISTING JOINT

LIMIT OF COLD PLANING AND PAVING STA. 206+42 EXISTING JOINT

**NOTE:**  
1. ALL SIGNS ARE TO BE RETAINED UNLESS OTHERWISE INDICATED

- LEGEND**
- N = NEW
  - R = REMOVE
  - B-B = BACK TO BACK
  - RET = RETAIN
- TYPE I DELINEATOR, WHITE
  - TYPE I DELINEATOR, YELLOW
  - TYPE II DELINEATOR, WHITE
  - ⊙ TYPE III DELINEATOR, WHITE FRONT / RED BACK
  - ⊙ TYPE III DELINEATOR, YELLOW FRONT / RED BACK



NOT TO SCALE

<b>INTERCHANGE 1 RAMP DETAIL SHEET #2</b>	PROJECT NAME: HARTFORD - SHARON	PLOT DATE: 8/6/2010
	PROJECT NUMBER: IM 089-(157)	DRAWN BY: JDM
	FILE NAME: 97A184.dgn PROJECT LEADER: CDL DESIGNED BY: JDM PLOT FILE: 97A184_24.t	CHECKED BY: EPD SHEET 24 OF 62