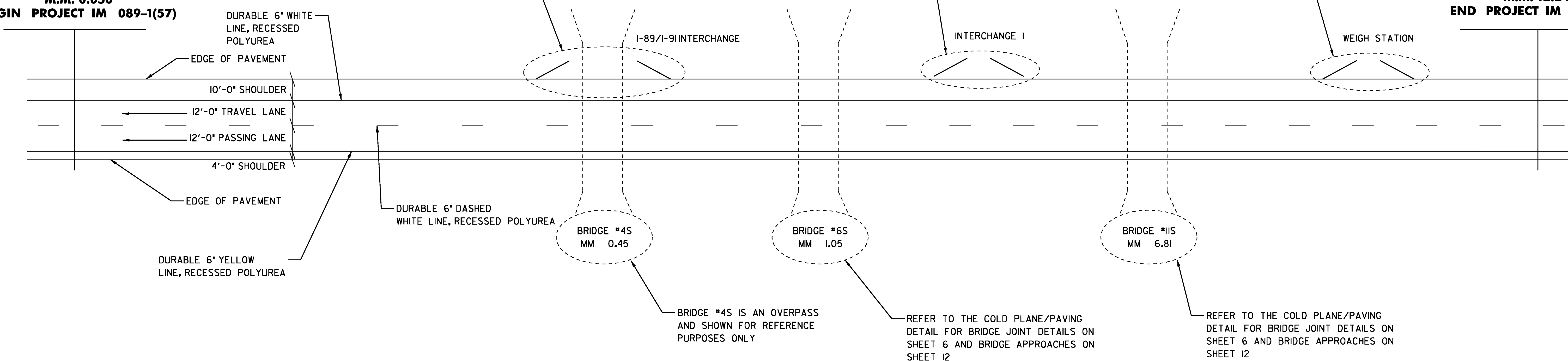


**INTERSTATE ROUTE 89
SOUTHBOUND
M.M. 0.050
BEGIN PROJECT IM 089-1(57)**

**INTERSTATE ROUTE 89
SOUTHBOUND
M.M. 12.245
END PROJECT IM 089-1(57)**



604.412, 604.415, 604.418 REHABILITATION OF D.I. CB OR MH, CLASS I, CLASS II, AND CLASS III

MM 2.60	IN PAVEMENT	MM 8.59	IN PAVEMENT
MM 2.69	IN PAVEMENT	MM 8.63	IN PAVEMENT
MM 3.38	IN PAVEMENT	MM 9.47	IN PAVEMENT
MM 4.23	IN PAVEMENT	MM 9.52	IN PAVEMENT
MM 4.33	IN PAVEMENT	MM 10.67	IN PAVEMENT
MM 4.77	IN PAVEMENT	MM 10.72	IN PAVEMENT
MM 5.20	IN PAVEMENT	MM 10.79	IN PAVEMENT
MM 5.30	IN PAVEMENT	MM 10.84	IN PAVEMENT
MM 5.35	IN PAVEMENT	MM 10.88	IN PAVEMENT
MM 5.79	IN PAVEMENT	MM 10.97	IN PAVEMENT
MM 5.96	IN PAVEMENT	MM 11.02	IN PAVEMENT
MM 6.21	IN PAVEMENT	MM 11.08	IN PAVEMENT
MM 7.35	IN PAVEMENT	MM 11.61	IN PAVEMENT
MM 7.41	IN PAVEMENT	MM 11.67	IN PAVEMENT
MM 7.44	IN PAVEMENT	MM 11.72	IN PAVEMENT
MM 7.53	IN PAVEMENT	MM 11.76	IN PAVEMENT
MM 7.70	IN PAVEMENT	MM 11.81	IN PAVEMENT
MM 7.82	IN PAVEMENT	MM 11.86	IN PAVEMENT
MM 8.00	IN PAVEMENT	MM 11.92	IN PAVEMENT
MM 8.19	IN PAVEMENT		

646.426 DURABLE 6" WHITE LINE, RECESSED POLYUREA

MM 0.05	LT - MM 0.473	LT (SOLID)
MM 0.05	CTR - MM 12.245	CTR (DASHED)
MM 0.617	LT - MM 0.730	LT (SOLID)
MM 0.886	LT - MM 3.434	LT (SOLID)
MM 3.596	LT - MM 3.816	LT (SOLID)
MM 3.885	LT - MM 8.616	LT (SOLID)
MM 8.790	LT - MM 8.998	LT (SOLID)
MM 9.107	LT - MM 12.245	LT (SOLID)

646.622 TEMPORARY 6" WHITE LINE, PAINT

MM 0.05	LT - MM 0.473	LT (SOLID)
MM 0.05	CTR - MM 12.245	CTR (DASHED)
MM 0.617	LT - MM 0.730	LT (SOLID)
MM 0.886	LT - MM 3.434	LT (SOLID)
MM 3.596	LT - MM 3.816	LT (SOLID)
MM 3.885	LT - MM 8.616	LT (SOLID)
MM 8.790	LT - MM 8.998	LT (SOLID)
MM 9.107	LT - MM 12.245	LT (SOLID)

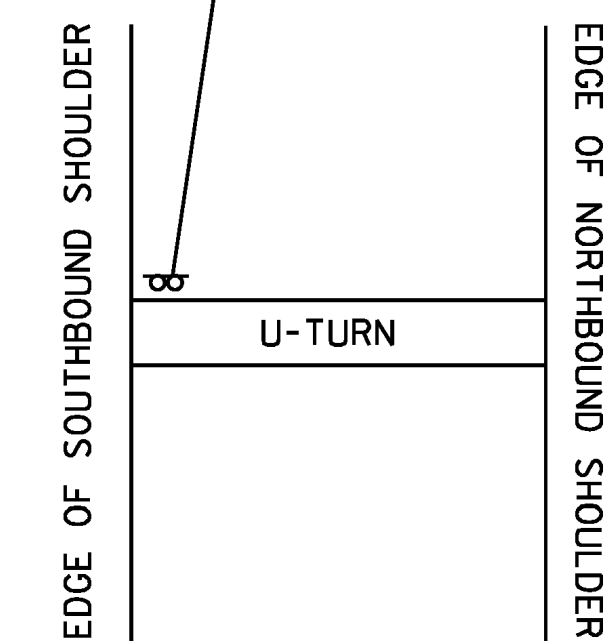
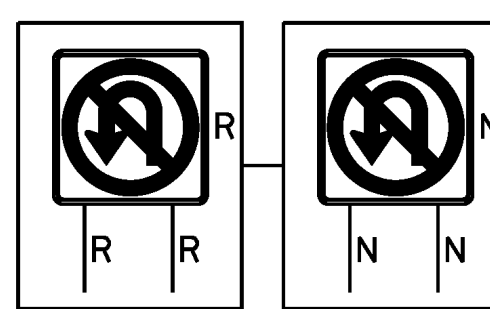
646.436 DURABLE 6" YELLOW LINE, RECESSED POLYUREA

MM 0.05	RT - MM 12.245	RT (SOLID)
---------	----------------	------------

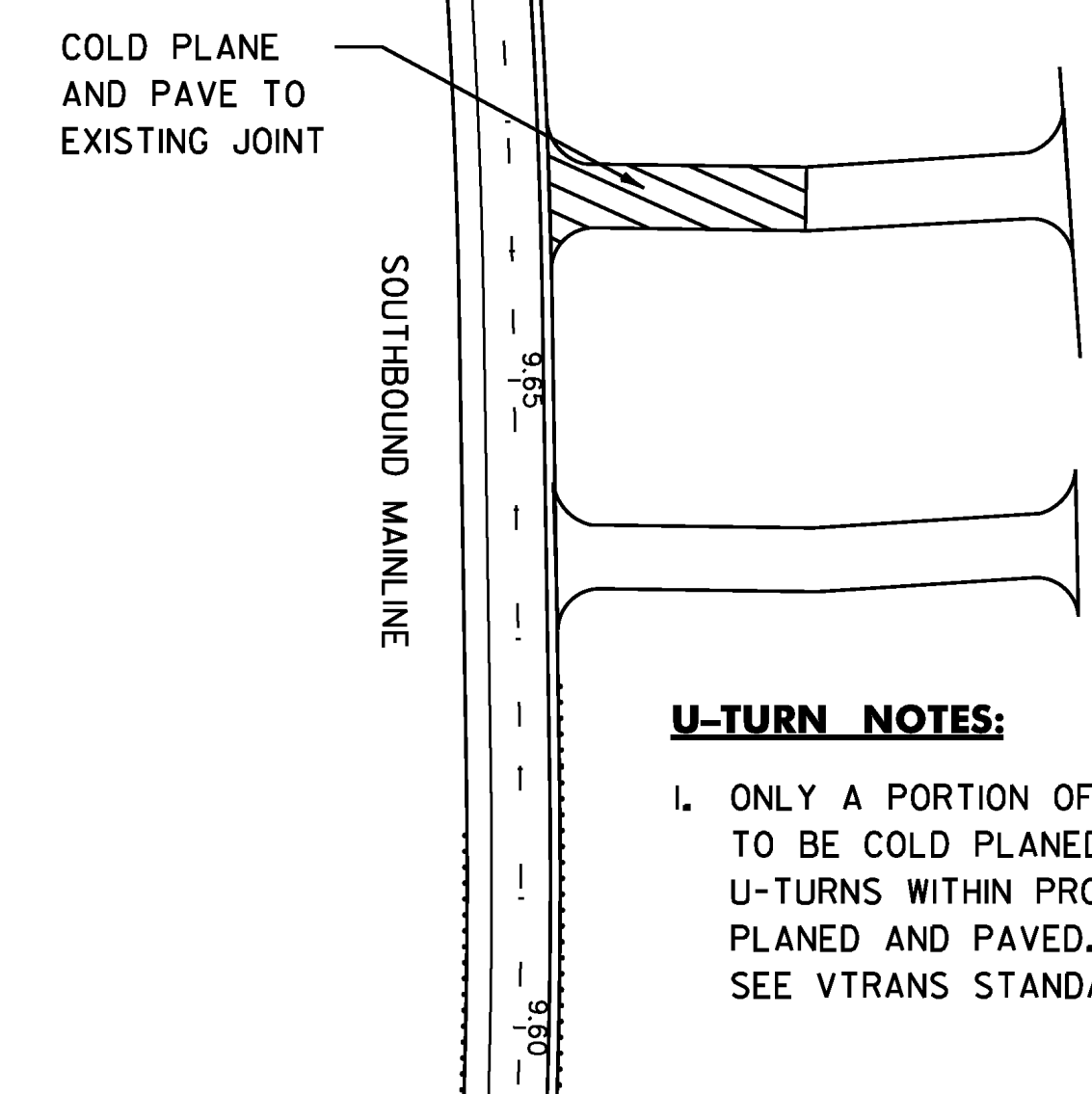
646.632 TEMPORARY 6" YELLOW LINE, PAINT

MM 0.05	RT - MM 12.245	RT (SOLID)
---------	----------------	------------

REPLACE U-TURN SIGNS AT THE LOCATIONS INDICATED BELOW



MM	0.11
MM	0.85
MM	1.18
MM	3.23
MM	4.23
MM	6.64
MM	9.65
MM	9.67



U-TURN NOTES:

- 1. ONLY A PORTION OF THE U-TURN AT MM 9.67 IS TO BE COLD PLANED AND PAVED. NO OTHER U-TURNS WITHIN PROJECT LIMITS ARE TO COLD PLANED AND PAVED. SEE DETAIL ON THIS SHEET. SEE VTRANS STANDARD B-17 FOR U-TURN DETAILS.

U-TURN COLD PLANING AND PAVING DETAIL

NOT TO SCALE

PAVING PROJECT LAYOUT SHEET

PROJECT NAME: HARTFORD - SHARON
PROJECT NUMBER: IM 089-1(57)

FILE NAME: 97A184.dgn
PROJECT LEADER: CDL
DESIGNED BY: JDM
PLOT FILE: 97A184.21.1

PLOT DATE: 8/6/2010
DRAWN BY: JDM
CHECKED BY: EPD
SHEET 21 OF 62