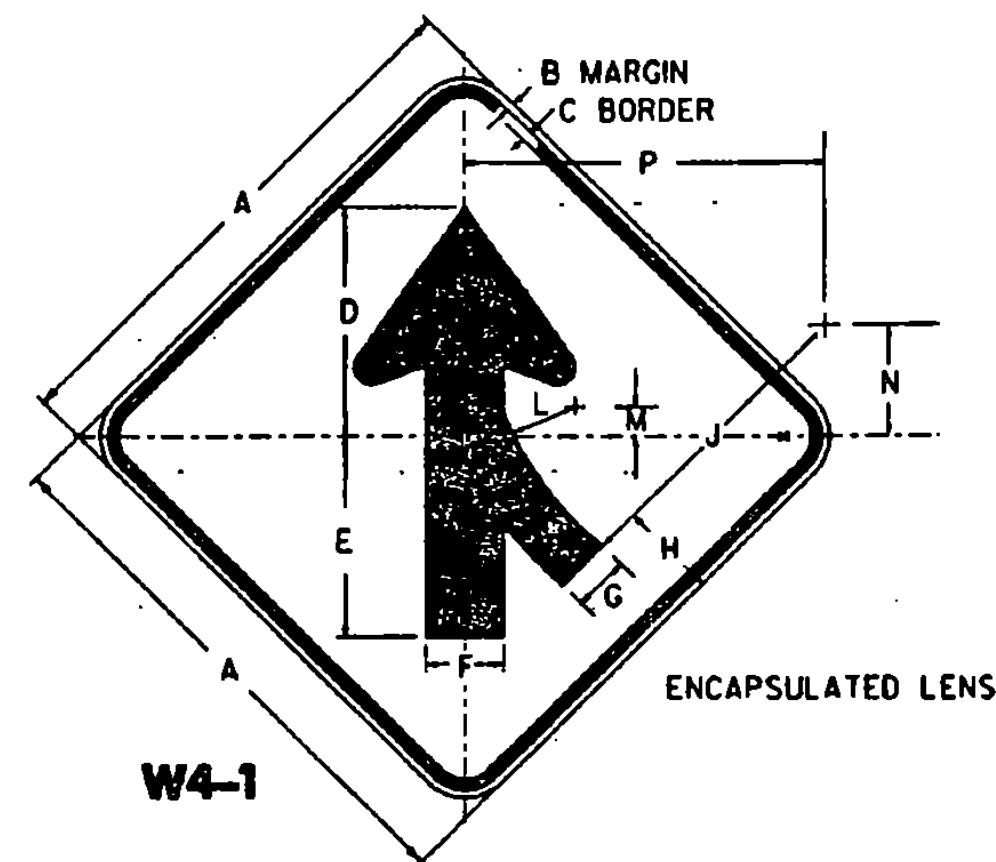
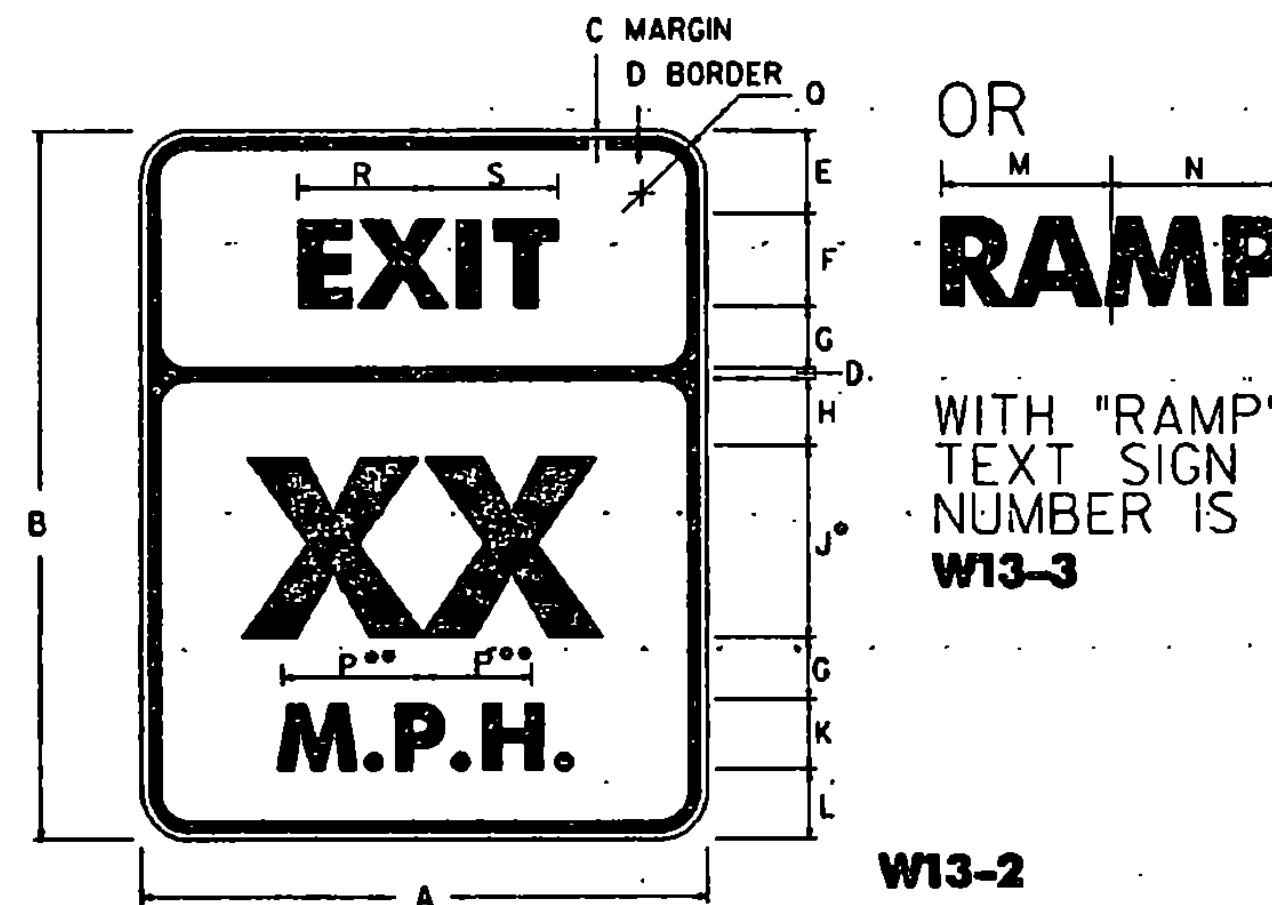



W3-1A



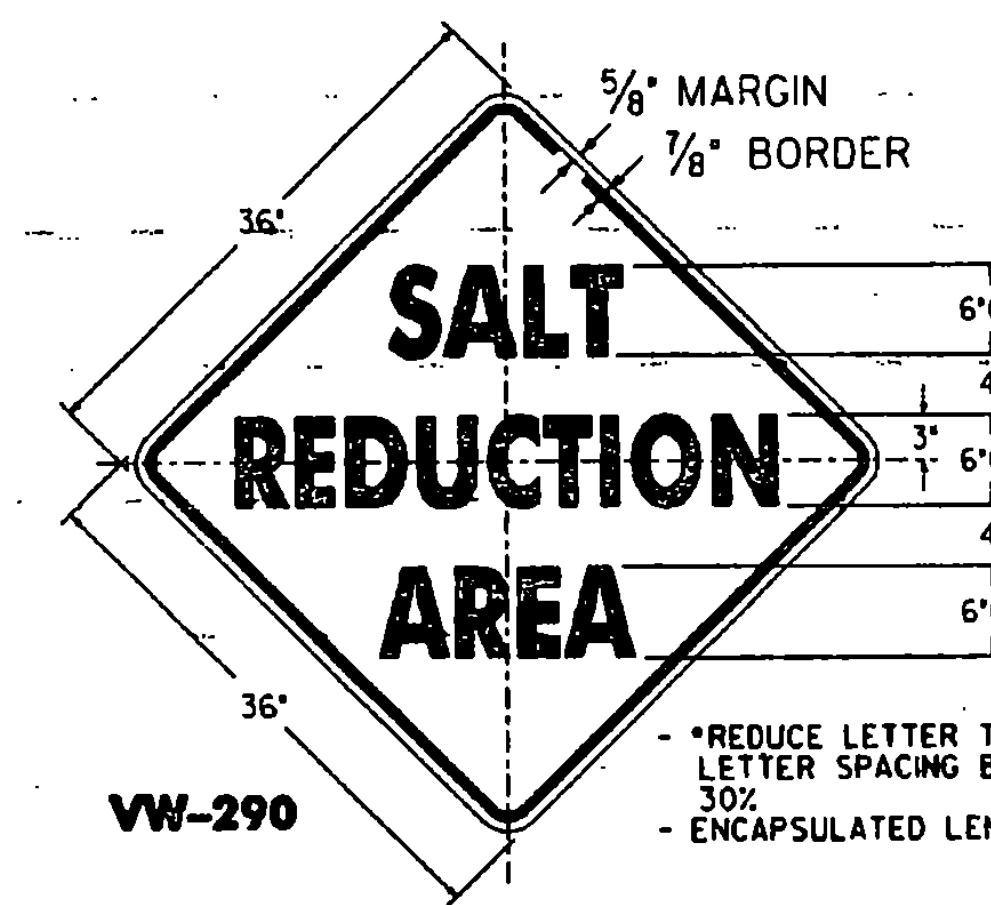
W4-1



W13-2



VW-003



VW-290

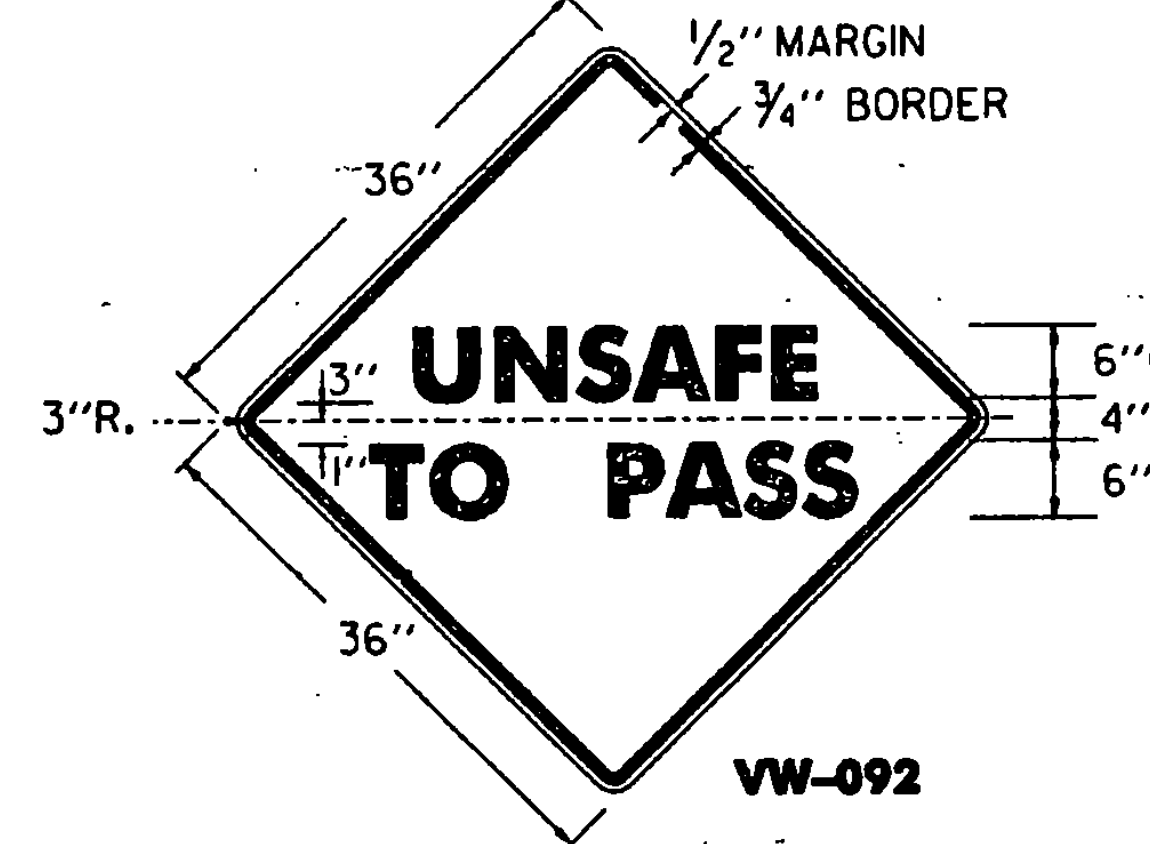
COLORS  
BORDER AND ARROW - BLACK (NON-REFL.)  
SYMBOL - WHITE BORDER ON RED BACKGROUND (REFL.)

SIGN	DIMENSIONS (INCHES)												
	A	B	C	D	E	F	G	H	J	K	L	M	N
MIN.	30	1/2	3/4	7/2	3 3/4	5	3/8	3/8	15 3/4	8 1/4	2 1/2	1/2	1 1/8
STD.	36	3/8	3/8	9	4 1/2	6	3/4	3/8	19	7 1/4	3 1/2	3/8	2 1/4
SPECIAL	48	3/4	1/4	12	6	8	1	1/2	25 1/4	10	4 1/2	3/4	3

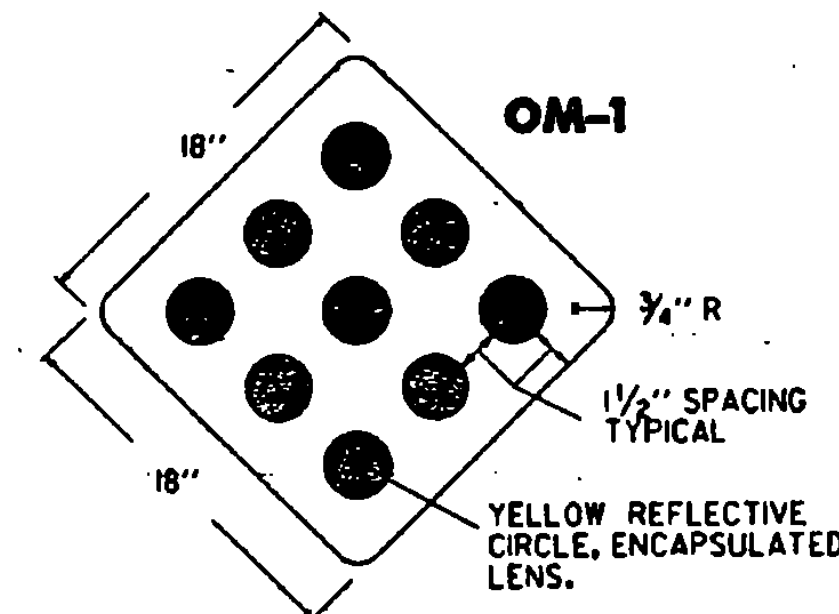
SIGN	DIMENSIONS (INCHES)															
	A	B	C	D	E	F	G	H	J	K	L	M	N	P		
MIN.	24	3/8	3/8	10 1/4	8 1/4	3 1/2	2 1/8	4 1/8	22 1/4	7 1/2	6 3/8	2 3/8	10 3/8	22 3/8		
STD.	30	1/2	3/4	13	11	4 3/8	3	5 1/4	28	17 1/8	8	3	13	27 1/8		
EXPWY.	36	3/8	3/8	15 3/4	13 1/4	5 1/4	3 3/8	6 3/8	33 3/8	2 1/4	9 3/8	4	15 3/8	33 3/8		
FWY.	48	3/4	1/4	20 1/4	17 1/4	7	4 3/8	8 3/8	45	3	12 3/8	5 1/4	20 3/8	44 3/8		

SIGN	DIMENSIONS (INCHES)																
	A	B	C	D	E	F	G	H	J	K	L	M	N	P	Q	R	S
MIN. & STD.	24	30	3/8	3/8	3 1/2	4E	2 1/2	2 1/8	8E	3E	3	8 1/4	8 1/2	5 3/8	1 1/2	6 1/8	6 3/8
EXPWY.	36	48	3/8	3/8	6	6E	4	5 1/4	12E	4E	6	12 3/8	12 3/4	7 1/4	2 1/4	9 1/4	9 1/2
FWY.	48	60	3/4	1/4	7	8E	5	5 3/4	16E	6E	6	16 1/2	17	10 3/8	3	12 1/4	12 3/4

\* OPTICALLY SPACE NUMBERS ABOUT VERTICAL CENTERLINE  
 \*\* INCREASE SPACING 100%  
 - THE "RAMP" SPEED SIGN IS USED ON RAMP LEADING FROM ONE FREEWAY TO ANOTHER AND THE "EXIT" SPEED SIGN IS USED ON NORMAL EXITS.

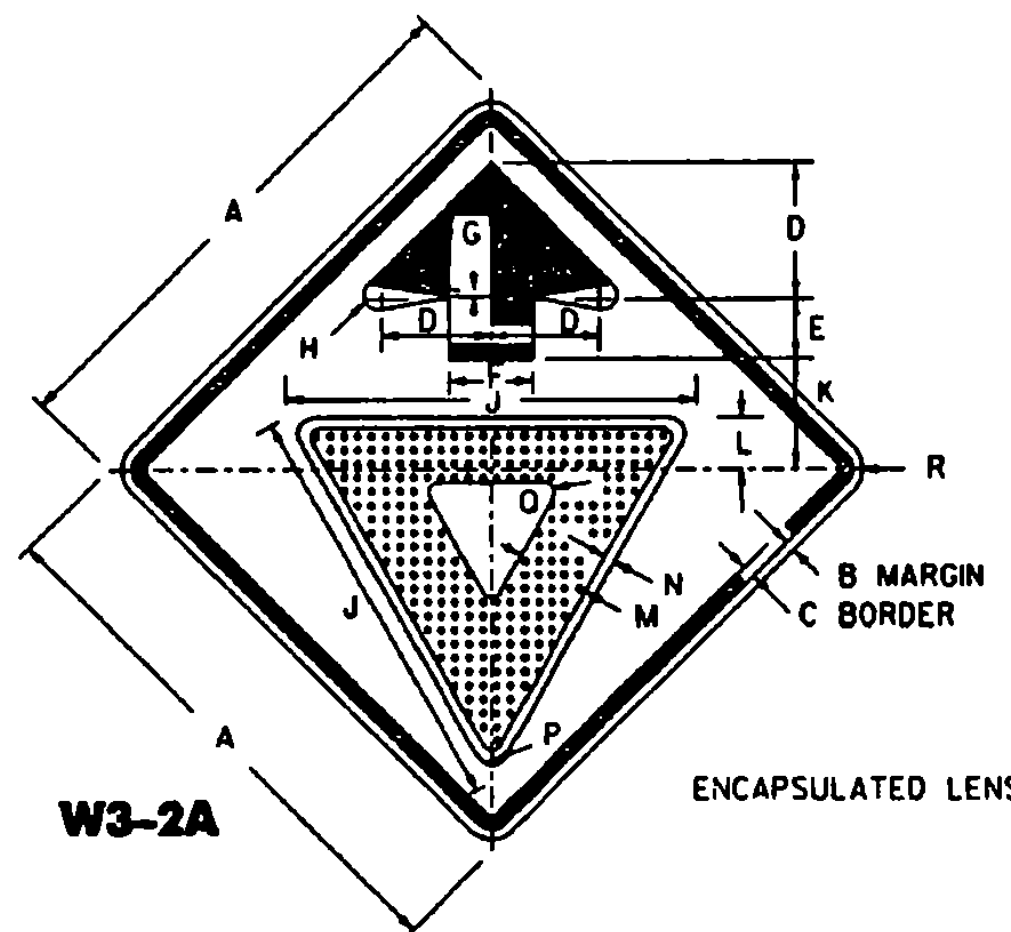


VW-092

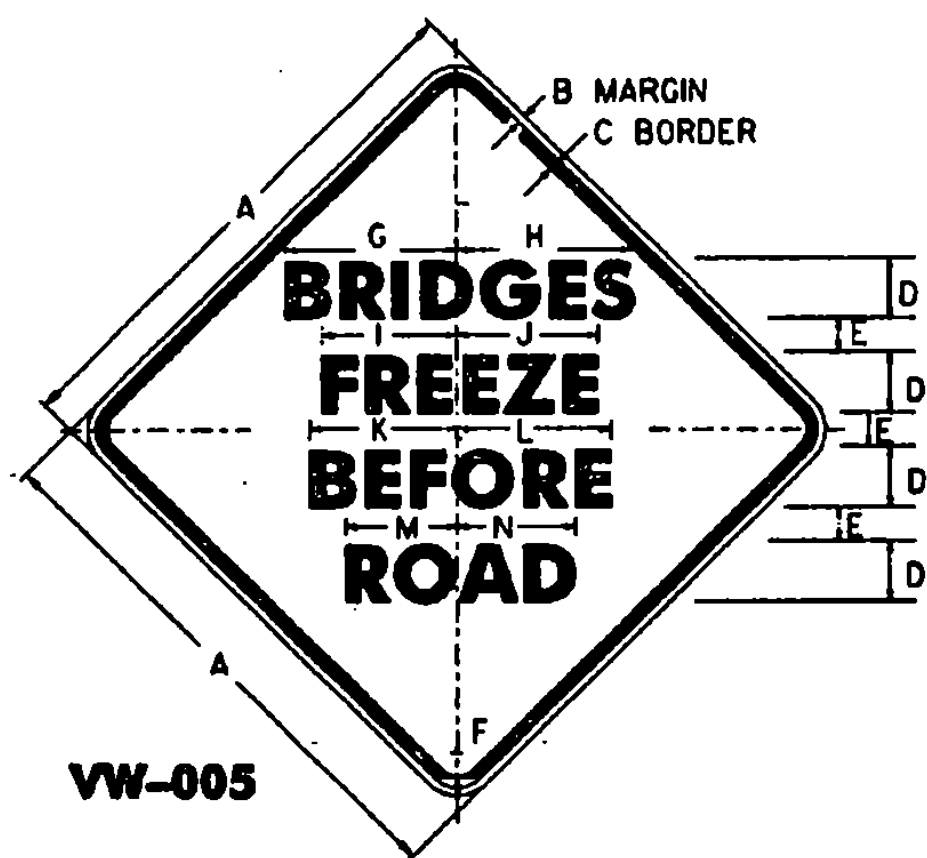


OM-1

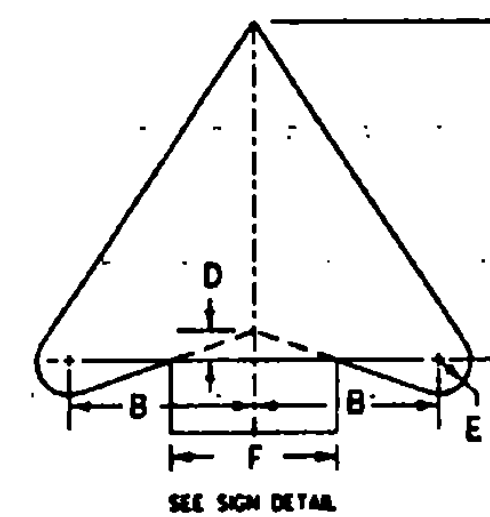
HAZARD MARKERS SHALL BE OF 0.060 FLAT SHEET ALUMINUM OR 18 GAGE GALVANIZED FLAT SHEET STEEL WITH A NON-REFLECTIVE YELLOW BACKGROUND AND NINE 4" DIA. CIRCLES EVENLY SPACED WITH MATERIALS AS NOTED ABOVE.



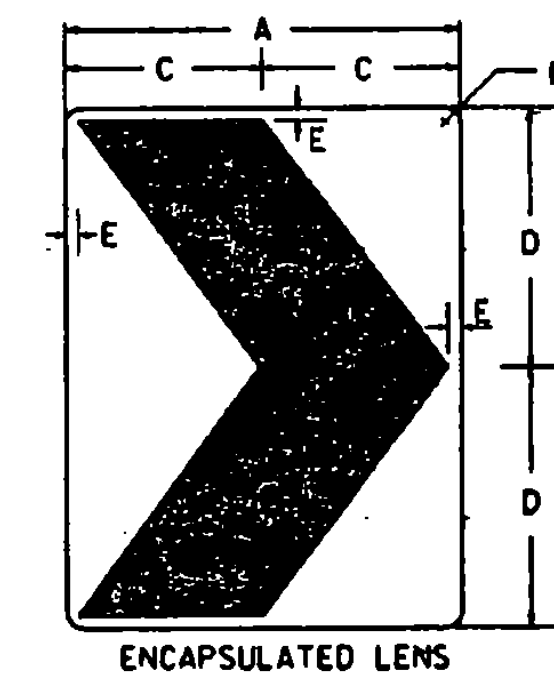
W3-2A



VW-005



SEE SIGN DETAIL



ENCAPSULATED LENS

W1-8

COLORS  
 ALL THE WARNING SIGNS SHOWN ON THIS SHEET SHALL HAVE BLACK TEXT AND SYMBOLS ON REFLECTORIZED YELLOW BACKGROUND EXCEPT AS OTHERWISE NOTED. THE COLORS SHALL CONFORM WITH THE COLORS ADOPTED BY THE AMERICAN ASSOCIATION OF STATE HIGHWAY AND TRANSPORTATION OFFICIALS AND APPROVED BY THE DEPARTMENT OF TRANSPORTATION, FEDERAL HIGHWAY ADMINISTRATION.

MATERIALS  
 THE SIGN BASE MATERIALS USED FOR THE WARNING SIGNS SHOWN ON THIS SHEET MAY BE ANY OF THE FOLLOWING, OF THE MINIMUM THICKNESS NOTED.

	24" x 24"	24" x 30"	30" x 30"	36" x 36"	48" x 48"
FLAT SHEET ALUMINUM	0.060"	0.080"	0.100"	0.125"	0.150"
HIGH DENSITY OVERLAID PLYWOOD	1/8"	1/8"	1/8"	1/8"	1/8"
GALVANIZED FLAT SHEET STEEL	18 GAGE	16 GAGE	14 GAGE	12 GAGE	12 GAGE

THE TEXT, BORDER, AND SYMBOL SHALL BE LETTERING FILM, SILK SCREENED OR HAND PAINTED. WHEN HAND PAINTED, POOR WORKMANSHIP SHALL BE CAUSE FOR REJECTION. ENCAPSULATED LENS REFLECTIVE SHEETING SHALL BE USED FOR THE SIGN BACKGROUND WHERE NOTED.

TEXT DESIGN  
 LETTERS, DIGITS, SYMBOLS, SPACINGS, AND TEXT DIMENSIONS SHALL CONFORM WITH THE STANDARD ALPHABETS AND DESIGNS PRESCRIBED IN THE MANUAL ON UNIFORM TRAFFIC CONTROL DEVICES.

SPECIFICATIONS  
 WARNING SIGNS SHALL MEET THE VERMONT STANDARD SPECIFICATIONS FOR "TRAFFIC SIGNS".

OTHER STDS. REQUIRED:

REVISIONS AND CORRECTIONS

OCT. 30, 1987 - DATE OF ORIGINAL ISSUE  
 AUG. 08, 1995 - ADDED SIGN DETAIL AND I.D. NUMBER FOR EACH DETAIL


APPROVED FOR THIS PROJECT AND/OR DESIGN IMPLEMENTATION. FHWA FINAL APPROVAL PENDING.

APPROVED

*Stephen D. Theobald*  
 DIRECTOR OF ENGINEERING

*David A. Ross*  
 TRAFFIC AND SAFETY ENGINEER

WARNING SIGN  
 DETAILS



STANDARD  
 E-150