



• OPTICALLY SPACE NUMERALS ABOUT VERTICAL CENTERLINE.  
VB-141


SIGN	DIMENSIONS (INCHES)										
	A	B	C	D	E	F	G	H	J	K	L
MIN.	18	24	3/8	3/8	3	3E	2	8E	1/2	7 3/8	5 1/2
STD.	24	30	3/8	3/8	4	4E	2	10E	1/2	9 3/8	7 3/8
EXPWY.	36	48	3/8	3/8	6	6E	5	14E	2 1/4	14 3/8	11
FWY.	48	60	3/4	3/4	8	8E	4	20E	3	19 3/8	14 3/8




TO BE USED WITH "SPEED LIMIT 55" OR "65" FWY SIGN ONLY  
VB-141



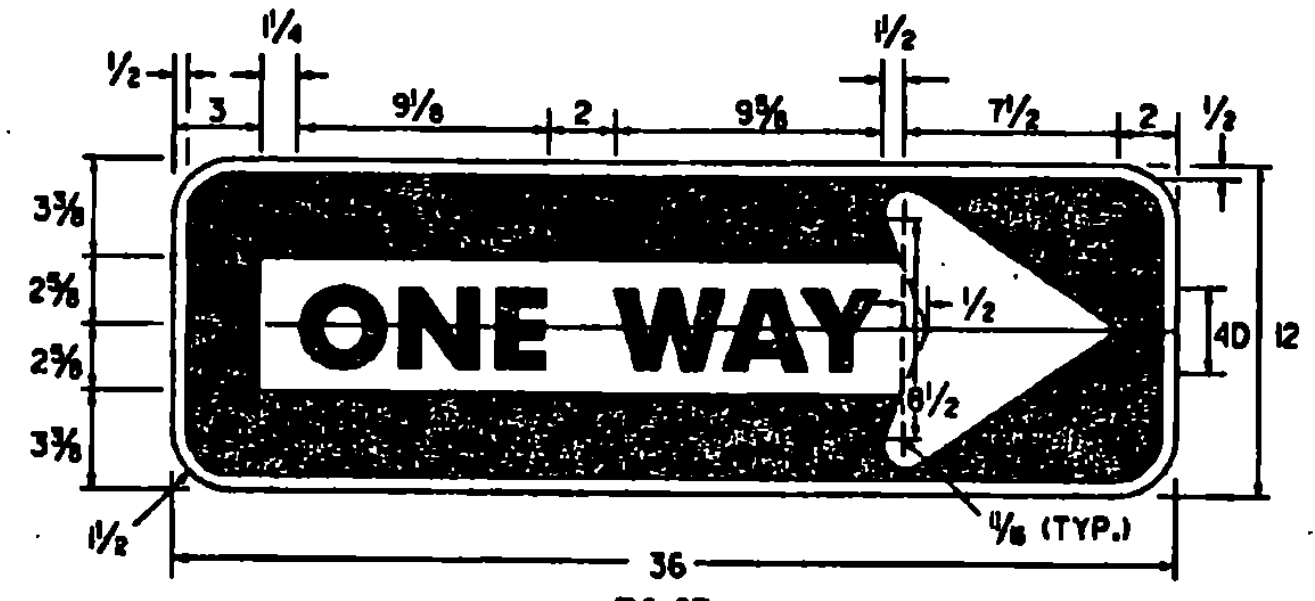
TEXT 4" C, SPACING 2"  
VB-002



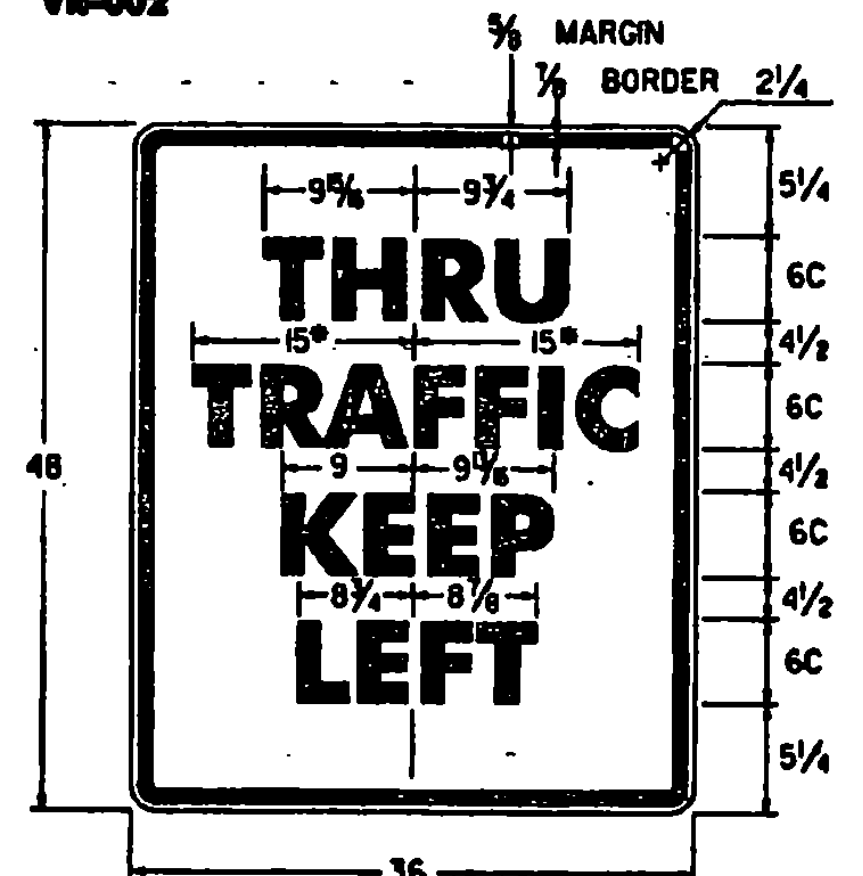
TEXT 2" C, SPACING 1/2", EXCEPT WHERE NOTED.  
VB-046




• OPTICALLY SPACE NUMERALS ABOUT VERTICAL CENTERLINE.  
VB-141




VB-18



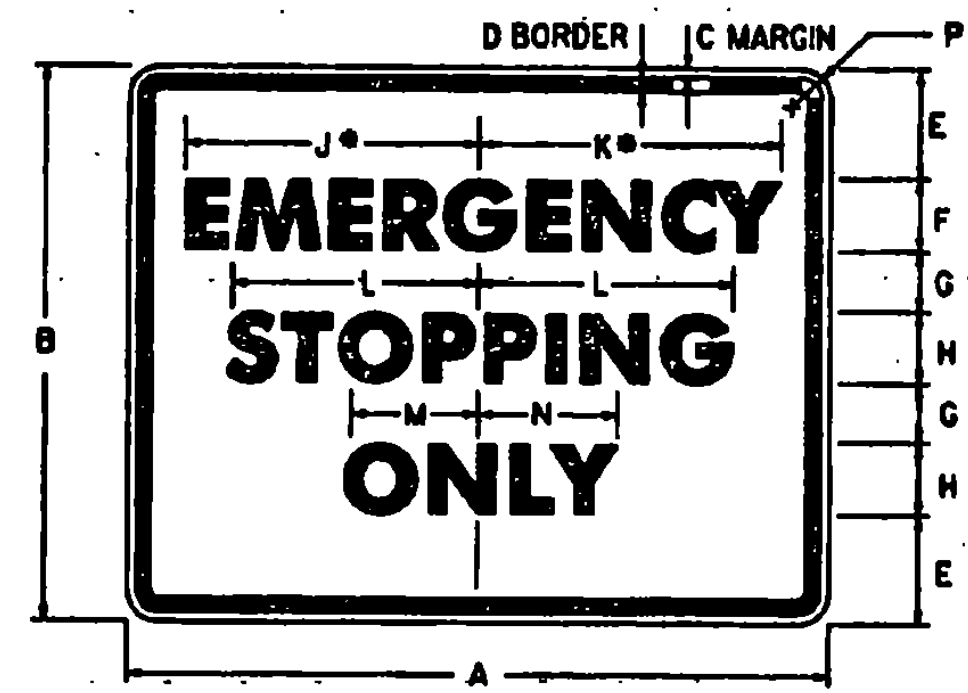
• REDUCE SPACING 25 %  
VB-118L



• FOR STD SIZE, REDUCE SPACING 40 %  
VB-36



VB-3A



• FOR FWY SIZE, REDUCE SPACING 50 %  
VB-7

SIGN	DIMENSIONS (INCHES)										
	A	B	C	D	E	F	G	H	J	K	L
MIN.	18	24	3/8	3/8	3 1/2	4C	2 1/2	6 3/8	5/2	7	1 1/2
STD.	24	30	3/8	3/8	3 1/2	6C	2 1/2	9 3/8	7 3/8	9 3/4	1 1/2
EXPWY.	36	48	3/8	3/8	7	8C	5	13 3/8	11 3/8	14	2 1/4
FWY.	48	60	3/4	3/4	9	10C	6	17 3/8	15 3/8	17 1/2	3

SIGN	DIMENSIONS (INCHES)												
	A	B	C	D	E	F	G	H	J	K	L	M	N
MIN.	18	24	3/8	3/8	3 1/2	4B	2 1/2	4C	6 3/8	7	6 3/8	7	1 1/2
STD.	24	30	3/8	3/8	3 1/2	6B	2 1/2	6C	10	10 3/4	9 3/4	9 3/4	1 1/2
EXPWY.	36	48	3/8	3/8	7	8B	5	8C	14 1/4	14 3/4	13 3/4	14	2 1/4
FWY.	48	60	3/4	3/4	9	10B	6	10C	17 3/4	18 3/8	17	17 1/2	3

SIGN	DIMENSIONS (INCHES)													
	A	B	C	D	E	F	G	H	J	K	L	M	N	P
EXPWY.	30	24	3/8	3/8	3 1/2	4C	2 1/2	4D	12 1/2	13	12 3/4	6 3/8	7	1 1/2
FWY.	48	36	3/8	3/8	5	6D	4	6D	20 3/8	21 3/8	19 3/8	10 3/8	10 3/8	2 1/4

**GENERAL:**

1. ALL DIMENSIONS IN INCHES.

**COLORS:**

THE REGULATORY SIGNS SHOWN ON THIS SHEET SHALL HAVE BLACK TEXT ON REFLECTORIZED WHITE BACKGROUND, UNLESS OTHERWISE NOTED. THE COLORS SHALL CONFORM WITH THE COLORS ADOPTED BY THE AMERICAN ASSOCIATION OF STATE HIGHWAY AND TRANSPORTATION OFFICIALS AND APPROVED BY THE DEPARTMENT OF TRANSPORTATION, FEDERAL HIGHWAY ADMINISTRATION.

**MATERIALS:**

THE SIGN BASE MATERIALS USED FOR REGULATORY SIGNS SHOWN ON THIS SHEET MAY BE ANY OF THE FOLLOWING OF THE MINIMUM THICKNESS NOTED.

SIGN	DIMENSIONS (INCHES)		
	A	B	C
MIN.	18	24	3/8
STD.	24	30	3/8
EXPWY.	36	48	3/8
FWY.	48	60	3/4

FLAT SHEET ALUMINUM  
HIGH DENSITY OVERLAID PLYWOOD  
GALVANIZED FLAT SHEET STEEL

THE REFLECTIVE MATERIAL FOR GROUND MOUNTED SIGNS SHALL BE AASHTO TYPE II OR III WHITE REFLECTIVE SHEETING APPLIED TO THE ENTIRE BACKGROUND OF THE SIGN. THE TEXT OF THE SIGNS MAY BE LETTERING FILM, SILK SCREENED OR HAND PAINTED. HAND PAINTING MUST BE COMPARABLE IN QUALITY TO THE RESULTS OBTAINED BY SILK SCREENING.

**SPECIFICATIONS:**

REGULATORY SIGNS SHALL MEET THE VERMONT STANDARD SPECIFICATIONS FOR TRAFFIC SIGNS.

**TEXT DESIGN:**

LETTERS, DIGITS, ARROWS, SPACING AND TEXT DIMENSIONS SHALL CONFORM WITH THE STANDARD ALPHABET FOR HIGHWAY SIGNS AND PAVEMENT MARKINGS AND DESIGNS PRESCRIBED IN THE STANDARD HIGHWAY SIGNS AS SPECIFIED IN THE MANUAL ON UNIFORM TRAFFIC CONTROL DEVICES.

**REVISIONS AND CORRECTIONS**

OCT. 30, 1987 - DATE OF ORIGINAL ISSUE  
SEPT. 20, 1995 - ADDED AND DELETED SIGN DETAILS, ADDED SIGN ID NUMBERS, MINOR NOTE REVISIONS.

APPROVED FOR THIS PROJECT AND/OR DESIGN IMPLEMENTATION. FHWA FINAL APPROVAL PENDING.

**APPROVED**

*Stephen J. McAllister*  
DIRECTOR OF ENGINEERING

*David A. Ross*  
TRAFFIC AND SAFETY ENGINEER

**REGULATORY SIGN  
DETAILS**

/traf/std/stdel42.dgn 1stdel42.1

OTHER STDS.: NONE  
REQUIRED



**STANDARD  
E-142**