

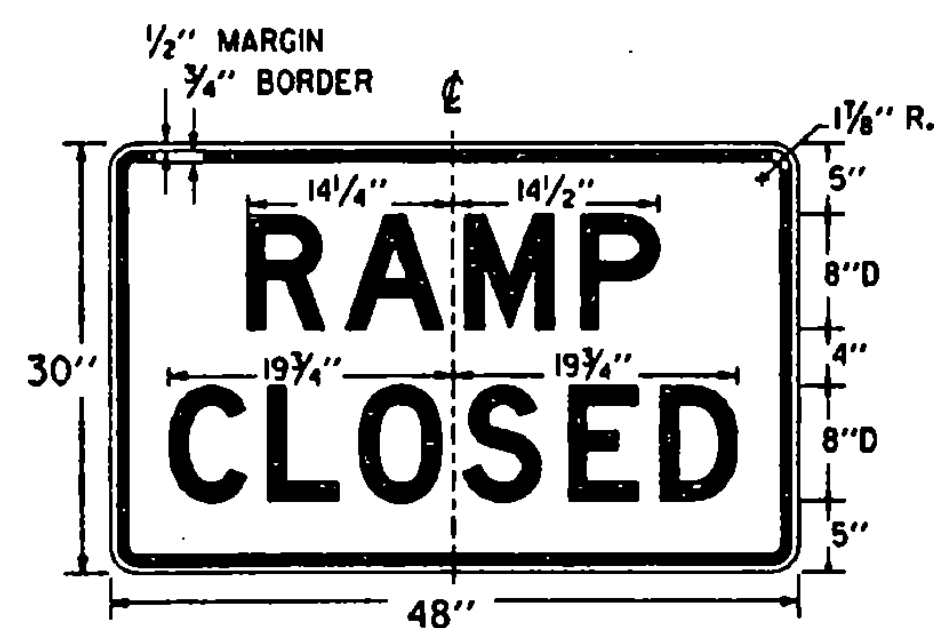
REMOVE DELINEATORS IN DECEL/ACCEL LANES TO POINT OF TAPER

COVER EXISTING REST AREA SIGNS AND WEIGH STATION SIGNS (IF APPLICABLE) ON THE MAINLINE.

COVER EXISTING MERGE SIGN ON THE MAINLINE

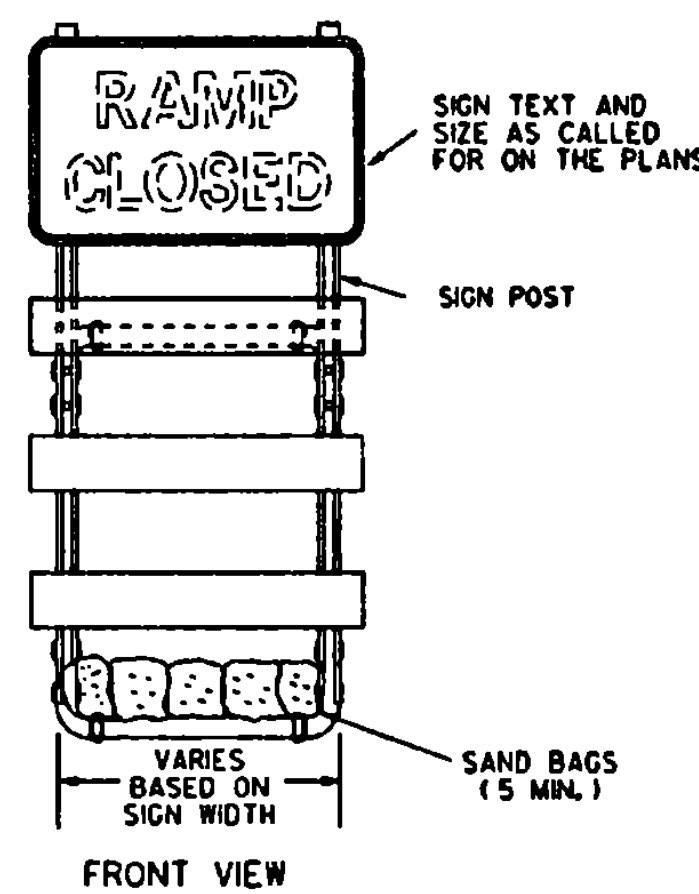
USE 30" X 48" "RAMP CLOSED" SIGN  
MOUNT SIGN ON THE CENTER  
TYPE III - BARRICADE  
STD SHT E-107A

NTS

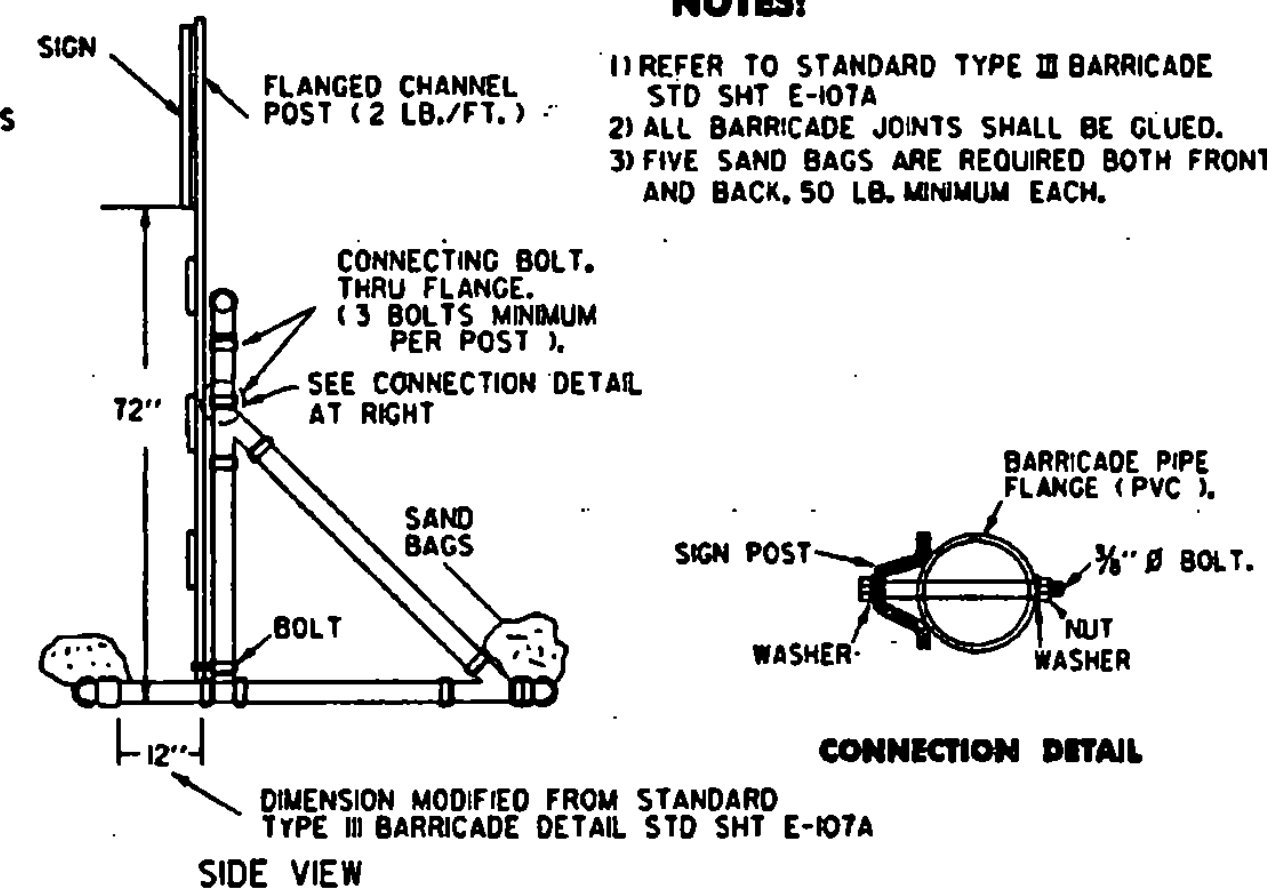


COLORS:  
BLACK TEXT AND BORDER  
WHITE REFLECTORIZED BACKGROUND

SEE STANDARD SHEET E-100 FOR NOTES AND TEXT DETAILS  
SIGN DETAILS INDICATE THE APPROPRIATE COLOR.



SIGN MOUNTING ON  
TYPE III BARRICADE



NOTES:  
1) REFER TO STANDARD TYPE III BARRICADE STD SHT E-107A  
2) ALL BARRICADE JOINTS SHALL BE GLUED.  
3) FIVE SAND BAGS ARE REQUIRED BOTH FRONT AND BACK, 50 LB. MINIMUM EACH.

LEGEND

- - CHANNELIZING DRUM
- ☒ - TYPE III BARRICADES
- ↑ - INDICATES TRAFFIC DIRECTION
- +++ - REMOVAL OF EXISTING PAVEMENT MARKINGS

enrg1.1.i  
/traf/enrg1/enrg1.dgn

<b>TEMPORARY RAMP CLOSURE PACKAGE FOR REST AREA</b>	
PREPARED BY	LCS DATE 9/95
CHECKED BY	DATE
DESIGN SUPERVISOR	DAR DATE
PROJ.	<b>WATERFORD IM-BLDG(3)</b>
TRAFFIC SHEET NO.	1 OF 4
SHEET	20 OF 24 SHEETS