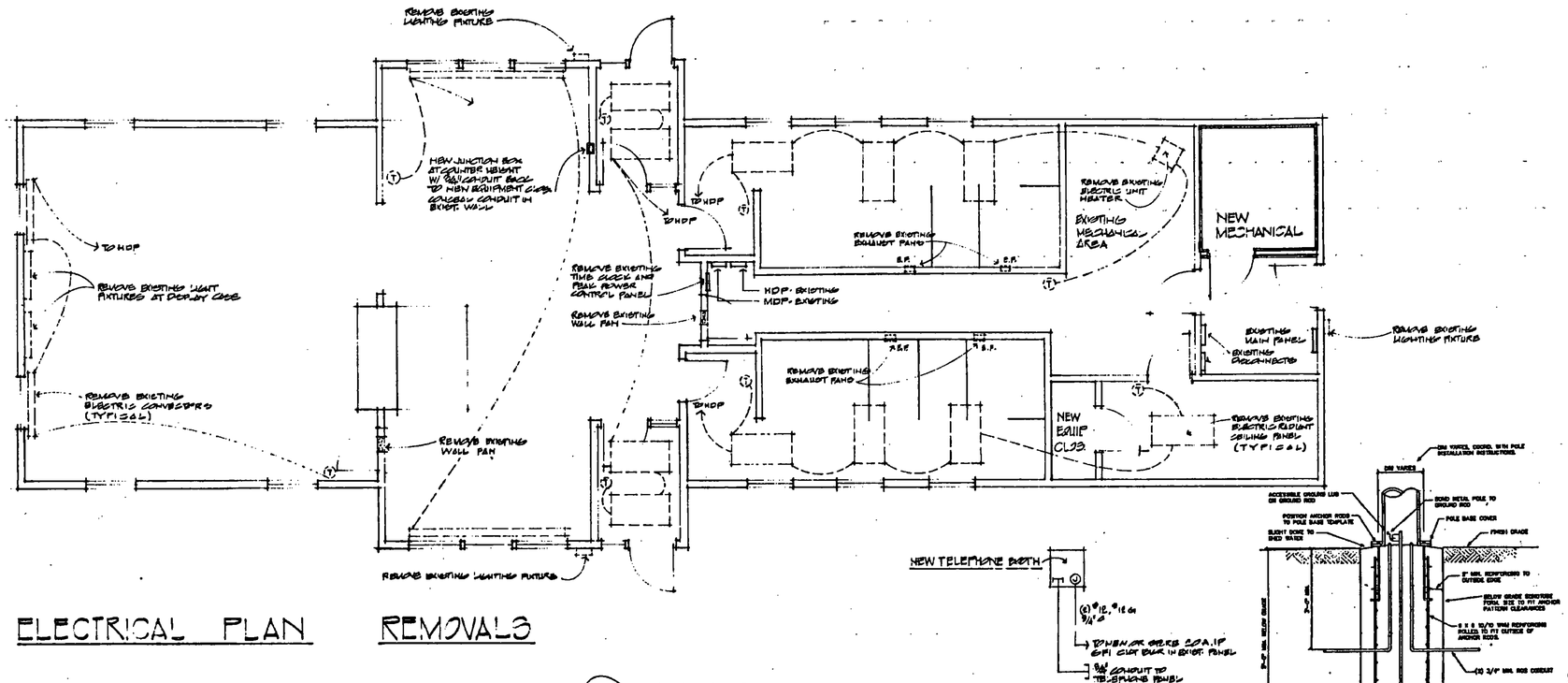


# ELECTRICAL PLAN REMOVALS




## SITE POWER TO TELE. BOOTH

SEE DRAWING A1 FOR BOOTH LOCATION

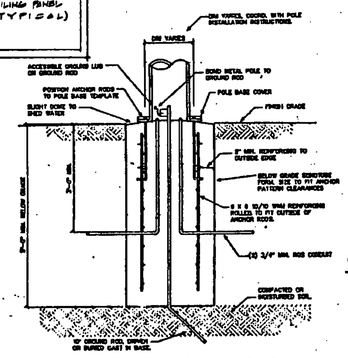


## FLUSH TYPE POLE/BOLLARD BASE

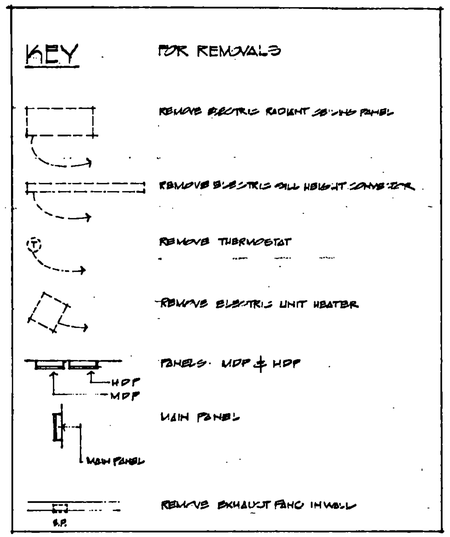

(2) FLB LIGHTS: HADCO SHAWN THIN FOOT V4750 H T3NA 100W MTL. ON 12' ROUND POLE FIBG. ALL BRONZE COLOR (TYP OF 2) MOUNT ON FLUSH BASE - SEE DETAIL THIS DWG.

(4) BOLLARD LIGHT FIXTURES: HADCO SD 42-H-1B6-F-2B BRONZE COLOR 42" HIGH, 28 W FL. LAMP, MOUNT ON FLUSH BASE (TYP OF 4) SEE DETAIL THIS DWG.

TO NEW OR EXIST. 20 A. 1P BKR. IN EXISTING PANEL. SLAVE CONTROL VIA CONTACTOR TO EXIST. SITE LIGHT CONTROLS.

## SITE POWER & LIGHTING SCHEMATIC

NTS

SEE DRAWING A1 FOR FIXTURE LOCATIONS

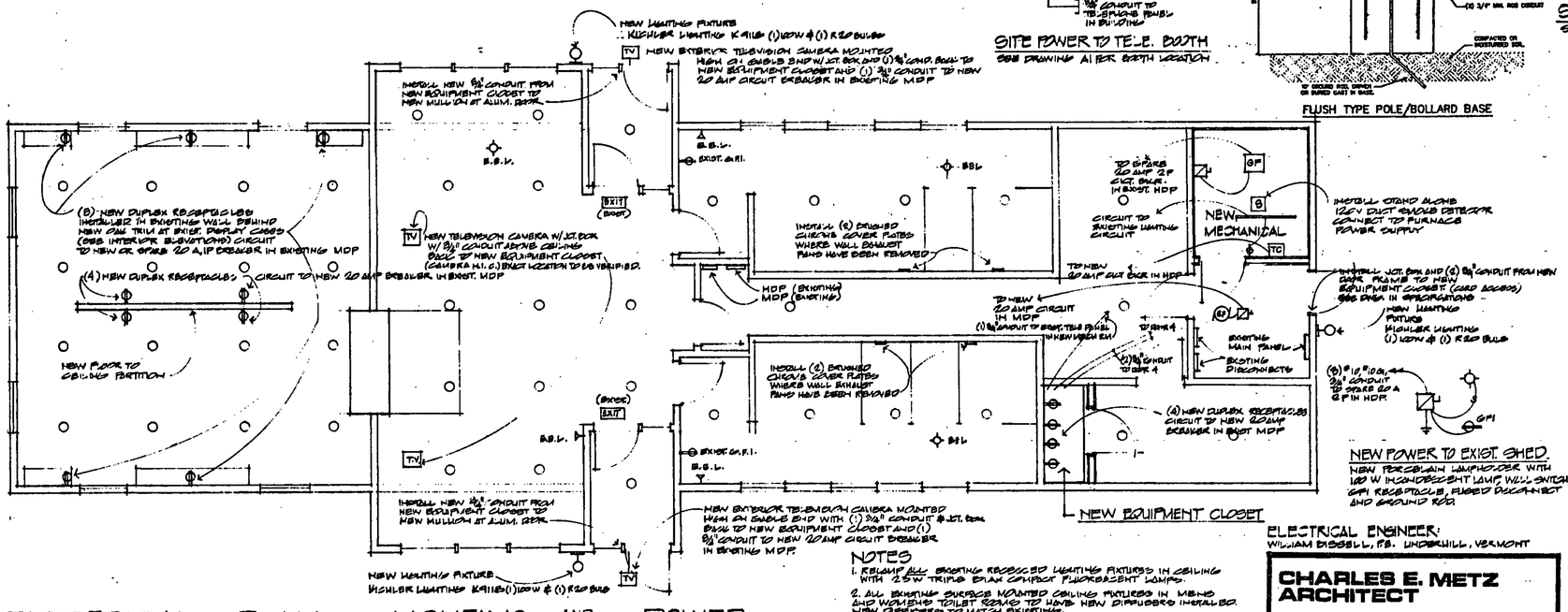


# ELECTRICAL PLAN LIGHTING AND POWER

## NEW POWER TO EXIST. SHED.

NEW PORCELAIN LAMPHOLDER WITH 100 W INCANDESCENT LAMP, WALL SWITCH, GFI RECEPTACLE, RIGID EQUIPMENT AND GROUND ROD.

## NOTES

1. RELAMP ALL EXISTING RECESSED LIGHTING FIXTURES IN CEILING WITH 25W TRIPLE BIAX COMPACT FLUORESCENT LAMPS.
2. ALL EXISTING SURFACE MOUNTED CEILING FIXTURES IN MENS AND WOMENS TOILET ROOMS TO HAVE NEW DIFFUSERS INSTALLED. NEW DIFFUSERS TO MATCH EXISTING.

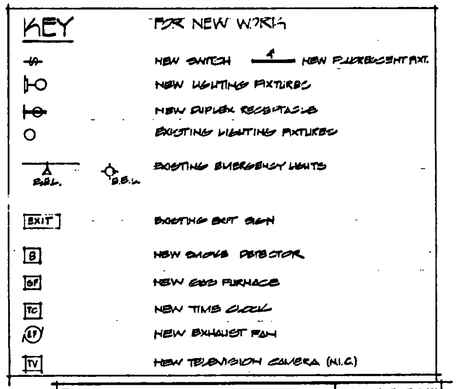



ELECTRICAL ENGINEER:
WILLIAM BISSELL, P.E. UNDERHILL, VERMONT

CHARLES E. METZ ARCHITECT
THE 1820 RICHARD DOE HOUSE
NEWBURY, VERMONT 05051-0278


PROJECT: WATERFORD | NO: IM-BLDG(3)

STATE OF VERMONT
DEPARTMENT OF STATE BUILDINGS
AGENCY OF ADMINISTRATION
MONTPELIER. VERMONT

THE WATERFORD WELCOME CENTER
WATERFORD VERMONT
ELECTRICAL PLANS

| DATE: JANUARY 1996 | SCALE: 1/4" = 1'-0" | REVISIONS: | DWG. NO. E-1 |
|---|---|---|---|
| DRAWN BY: BWL | APPROVED BY: | | 11 OF 24 |