

PLUMBING FIXTURE SCHEDULE						
NO.	FIXTURE	WASTE	VENT	HW	CW	REMARKS/DESCRIPTION
P-1H	URINAL (ADA)	3"	1 1/2"	-	1/2"	AMERICAN STANDARD WASHBROOK URINAL (8501.010) W/WALL MOUNTED SUPPORT AS MANUFACTURED BY ZURN OR APPROVED EQUAL, SLOAN ROYAL FLUSH VALVE (186-1.0' GPF), MOUNTING HEIGHT 17" TO RIM OF URINAL ABOVE FINISH FLOOR.
P-2H	LAVATORY (ADA)	1 1/4" x 1 1/4"	1 1/2"	1/2"	1/2"	AMERICAN STANDARD DECLYX LAVATORY (0321.075) W/CONCEALED ARM WALL MOUNTED CARRIER ZURN (Z-1253), AMERICAN STANDARD FAUCET (2385.130) SINGLE LEVER MIXING W/GRID DRAIN & TAILPIECE ASSEMBLY, P-TRAP, ANGLE SUPPLY KEY STOPS. MOUNTING HEIGHT 34" TO RIM OF LAVATORY ABOVE FINISH FLOOR. (INSULATE WASTE AND SUPPLY LINES PER SPEC.)

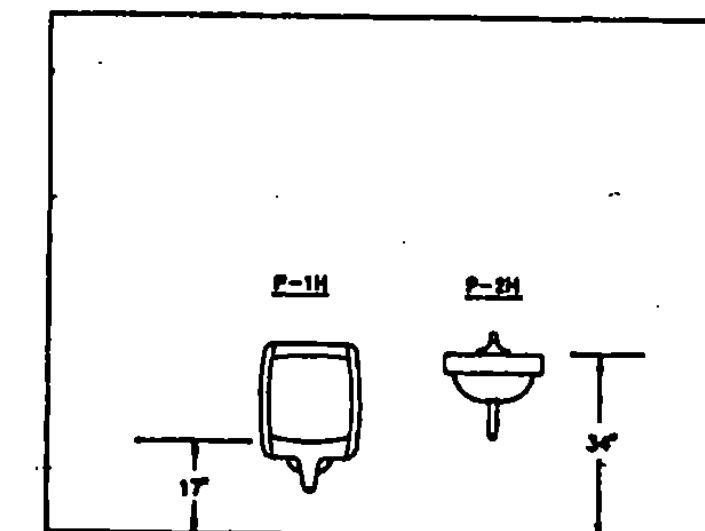
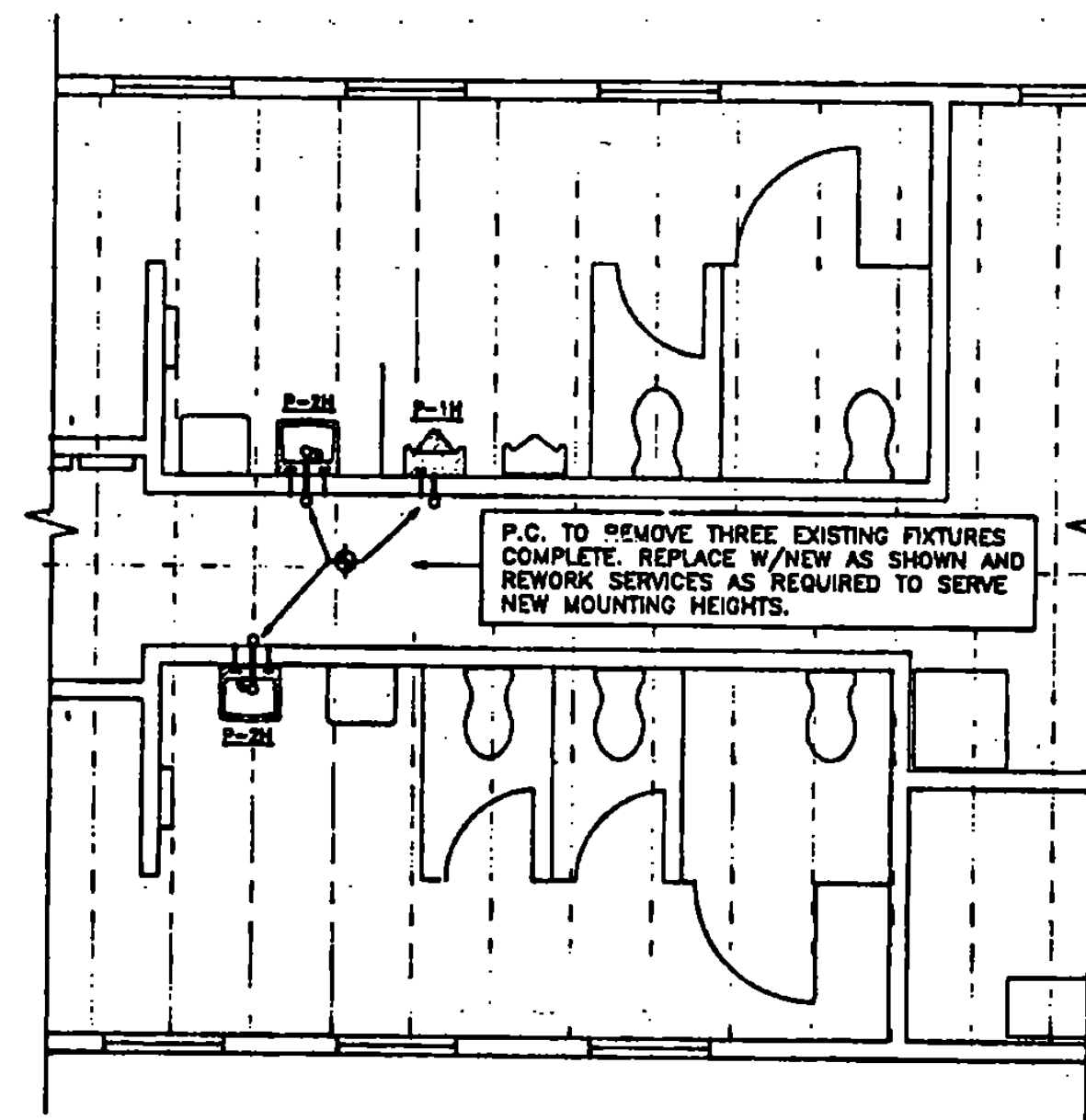
EXHAUST FAN SCHEDULE											
NO.	AREA SERVED	MAKE & MODEL	CFM	RPM	S.P.	HP	ELECTRICAL DATA			STARTER TYPE	REMARKS
							VOLTS	PH	CY		
EF-1	TOILETS	GREENHECK SQ-100-B	525	1140	.375"	1/4	120	1	60	TIMELOCK	①

① FURNISH MOTOR WITH INTEGRAL OVERLOAD PROTECTION, UNIT MOUNTED DISCONNECT SWITCH, INSULATED HOUSING, HANGING VIBRATION ISOLATORS (SPRING TYPE) AND MOTOR OPERATED DAMPER WITH REQUIRED MOTOR PACK. (MOTOR OPERATED DAMPER TO OPEN WHEN FAN STARTS AND CLOSE WHEN FAN STOPS. FURNISHED AND INSTALLED BY MECHANICAL CONTRACTOR, WIRED BY ELECTRICAL CONTRACTOR.)

GAS FIRED FURNACE SCHEDULE											
NO.	MAKE & MODEL	CFM	MBH		EAT	LAT	S.P.	HP	STARTER TYPE	GAS TYPE	REMARKS
			INPUT	OUTPUT							
GF-1	YORK P34C-B30N	2450	182.0	122.0	88"	118"	.85"	1 1/2	MAGNETIC	LP	①



① FURNISH WITH ALL STANDARD EQUIPMENT FOR PROPER INSTALLATION PLUS BASE MOUNT VIBRATION ISOLATORS (NEOPRENE), SIDE FILTER RACK, 2 SETS OF 2" 25# T.A. FILTERS AND LP CONVERSION KIT. (230V-1PH-60CY)

GRILLE, REGISTER, DIFFUSER, LOUVER SCHEDULE			
SYMBOL	MANUFACTURER	TYPE & MODEL	REMARKS (SIZE AND CFM AS SHOWN ON PLANS)
△	AMBUDOTAT	SUPPLY DIFFUSER MODEL DPA1	ALUMINUM CONSTRUCTION, OFF-WHITE FINISH
△	AMBUDOTAT	SLOT DIFFUSER MODEL P. 102	ALUMINUM CONSTRUCTION, OFF-WHITE FINISH
△	AMBUDOTAT	SUPPLY DIFFUSER MODEL DPA2	ALUMINUM CONSTRUCTION, OFF-WHITE FINISH
△	AMBUDOTAT	SLOT DIFFUSER MODEL P. 102	ALUMINUM CONSTRUCTION, OFF-WHITE FINISH
△	AMBUDOTAT	RETURN/EXHAUST GRILLE MODEL K010	ALUMINUM CONSTRUCTION, OFF-WHITE FINISH
△	METAL AIRE	LOUVER MODEL GAL-8	BAKED ENAMEL FINISH, COLOR SELECTION BY ARCHITECT




PARTIAL FLOOR PLAN - PLUMBING
SCALE: 1/4" = 1'-0"

SMOKE DETECTOR SCHEDULE	
THE FOLLOWING UNITS SHALL HAVE SMOKE DETECTORS FOR AUTO SHUT DOWN:	GF-1
SMOKE DETECTORS SHALL BE FURNISHED AND WIRED BY THE ELECTRICAL CONTRACTOR. SMOKE DETECTORS SHALL BE INSTALLED IN SUPPLY AIR DISCHARGE DUCT OF EQUIPMENT NOTED BY THE MECHANICAL CONTRACTOR.	
PLAN SYMBOL =	⑤



CHARLES E. METZ
ARCHITECT
THE 1820 RICHARD DOB HOUSE
NEWBURY, VERMONT, 05051-0278



PROJECT: WATERFORD	NAIM-BLOG10
STATE OF VERMONT DEPARTMENT OF STATE BUILDINGS AGENCY OF ADMINISTRATION MONTPELIER, VERMONT	
THE WATERFORD WELCOME CENTER WATERFORD, VERMONT FLOOR PLAN - PLUMBING SCHEDULE	
DATE: JANUARY, 1990	SCALE: 1/4" = 1'-0"
DRAWN BY: YA	APPROVED BY: [Signature]
DWG. NO.: MZ	REVISIONS:
	12 of 22