


STEEL BEAM GUARDRAIL, GALVANIZED W/8' POSTS
 NB 3541+65 ~ NB 3547+65 LT
 NB 3541+40 ~ NB 3544+00 LT

REMOVAL OF EXISTING FENCE
 NB 3495+11 ~ NB 3546+82 RT
 SB 3492+51 ~ SB 3546+22 LT

WOVEN WIRE FENCE, W/STEEL POSTS
 3529+00 SB 3514+00 ~ SB 3540+38 LT
 3529+00 NB 3508+27 ~ NB 3546+82 RT 3534+56

CHAIN-LINK FENCE, 6 FEET
 SB 3540+38 ~ SB 3546+22 LT 3544+00
 NB 3534+56 ~ NB 3546+82 RT 3544+00

MANUFACTURED TERMINAL SECTION, FLARED
 NB 3541+27.5 ~ NB 3541+65 LT
 NB 3541+02.5 ~ NB 3541+40 LT

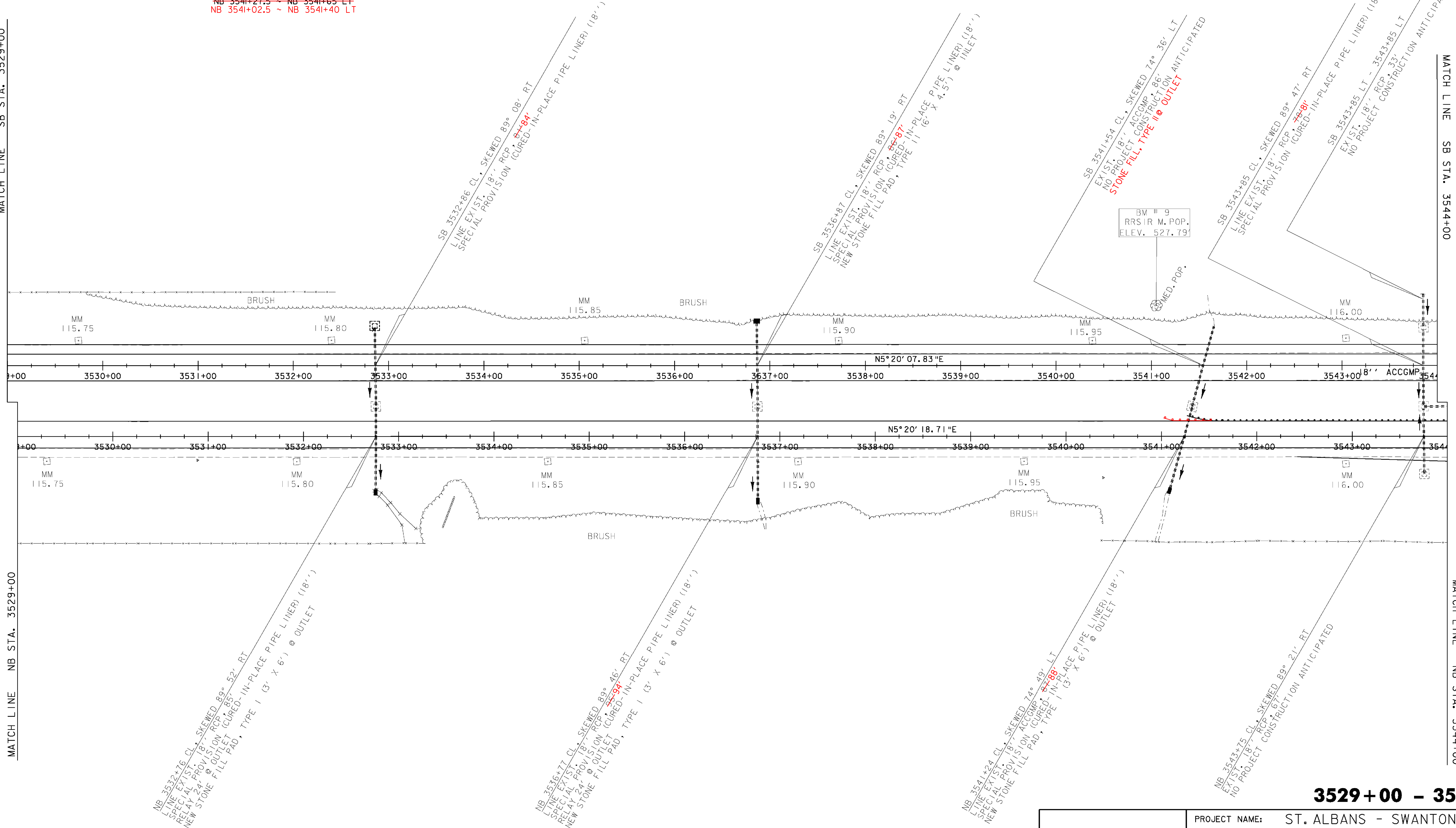


MATCH LINE SB STA. 3529+00

MATCH LINE NB STA. 3529+00

MATCH LINE SB STA. 3544+00

MATCH LINE NB STA. 3544+00

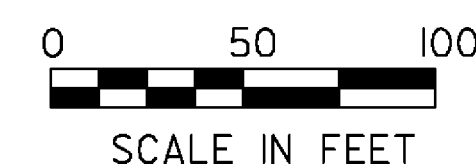


NB 3532+76 CL, SKEWED 89° 52' RT
 LINE EXIST. ACCOMP. CONSTRUCTION ANTICIPATED
 SPECIAL PROVISION (CURED-IN-PLACE PIPE LINER) (18\"/>

NB 3536+77 CL, SKEWED 89° 46' RT
 LINE EXIST. ACCOMP. CONSTRUCTION ANTICIPATED
 SPECIAL PROVISION (CURED-IN-PLACE PIPE LINER) (18\"/>

NB 3541+24 CL, SKEWED 74° 49' LT
 LINE EXIST. ACCOMP. CONSTRUCTION ANTICIPATED
 SPECIAL PROVISION (CURED-IN-PLACE PIPE LINER) (18\"/>

NB 3543+75 CL, SKEWED 89° 21' RT
 LINE EXIST. ACCOMP. CONSTRUCTION ANTICIPATED
 SPECIAL PROVISION (CURED-IN-PLACE PIPE LINER) (18\"/>



LAYOUT SHEET #8

PROJECT NAME: ST. ALBANS - SWANTON
 PROJECT NUMBER: IM 089-3(62)

FILE NAME: D96A058BDR.DGN
 PROJECT LEADER: K. ROBBIE
 DESIGNED BY: P. BEYOR
 D96A058L07.J

PLOT DATE: 26-AUG-2009
 DRAWN BY: P. BEYOR
 CHECKED BY: A. BOMBARDIER
 SHEET 29 OF 117

3529+00 - 3544+00