

REMOVAL OF EXISTING FENCE
 NB 3457+64 ~ NB 3494+73 RT
 NB 3495+11 ~ NB 3546+82 RT
 SB 3458+67 ~ SB 3491+93 LT
 SB 3492+51 ~ SB 3546+22 LT

CHAIN-LINK FENCE, 6 FEET
 SB 3492+51 ~ SB 3514+00 LT
 NB 3489+73 ~ NB 3494+73 RT
 NB 3495+11 ~ NB 3508+27 RT
 SB 3499+00

REMOVAL AND DISPOSAL OF GUARDRAIL
 3484+97 NB 3484+94 ~ NB 3487+97 RT
 3491+32.5 NB 3491+31 ~ NB 3494+70 RT
 3492+75 NB 3492+74 ~ NB 3494+53 LT
 3486+25 SB 3486+26 ~ SB 3489+25 LT
 3492+36 SB 3492+37 ~ SB 3495+61 LT
 SB 3493+10 ~ SB 3494+85 RT

STEEL BEAM GUARDRAIL, GALVANIZED
 NB 3485+34.5 ~ NB 3487+97 RT
 NB 3491+70 ~ NB 3494+70 RT
 NB 3493+12.5 ~ NB 3494+50 LT
 SB 3486+25 ~ SB 3488+87.5 LT
 SB 3492+36 ~ SB 3495+23.5 LT
 SB 3493+10 ~ SB 3494+47.5 RT

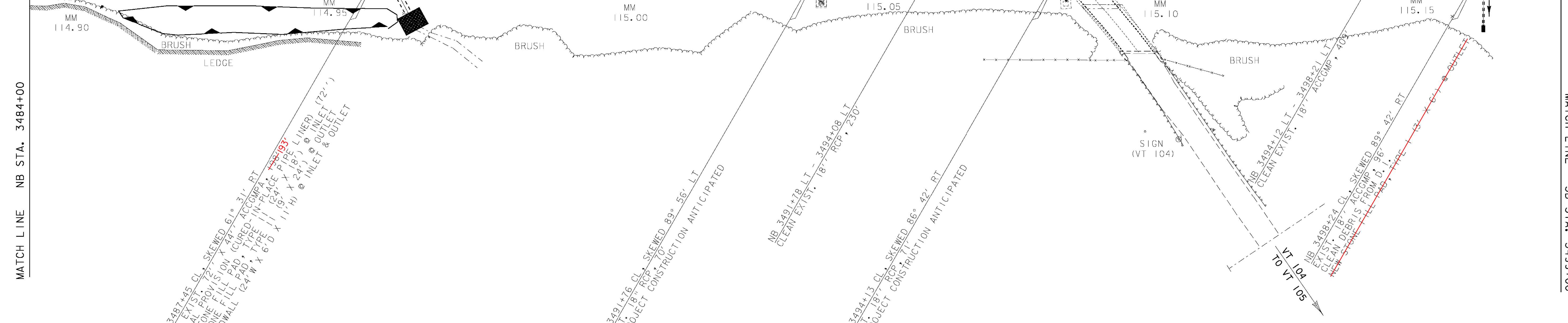

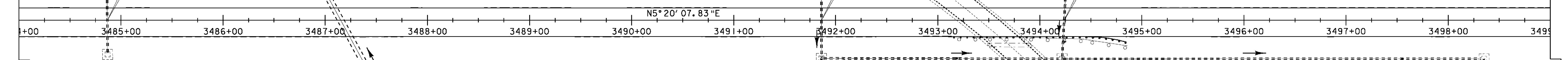
WOVEN WIRE FENCE, W/STEEL POSTS
 84+00 SB 3458+67 ~ SB 3491+93 LT
 84+00 NB 3457+64 ~ NB 3489+73 RT
 SB 3497+71 ~ SB 3499+00 LT

SNOW BARRIER, GALVANIZED
 VT 104 - 204' LT
 VT 104 - 210' RT
 INSTALLED BY VT 104
 PAVING PROJECT

MANUFACTURED TERMINAL SECTION, FLARED
 NB 3484+97 ~ NB 3485+34.5 RT
 NB 3491+32.5 ~ NB 3491+70 RT
 NB 3492+75 ~ NB 3493+12.5 LT
 SB 3488+87.5 ~ SB 3489+25 LT
 SB 3495+23.5 ~ SB 3495+61 LT
 SB 3494+47.5 ~ SB 3494+85 RT

MATCH LINE SB STA. 3484+00

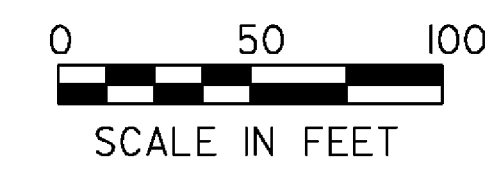
MATCH LINE SB STA. 3499+00



MATCH LINE NB STA. 3484+00

MATCH LINE SB STA. 3499+00

3484+00 - 3499+00



LAYOUT SHEET #5

PROJECT NAME:	ST. ALBANS - SWANTON	PLOT DATE:	03-SEP-2009
PROJECT NUMBER:	IM 089-3(62)	DRAWN BY:	P. BEYOR
FILE NAME:	D96A058BDR.DGN	CHECKED BY:	A. BOMBARDIER
PROJECT LEADER:	K. ROBE	SHEET	26 OF 117
DESIGNED BY:	P. BEYOR		
D96A058L04.I			