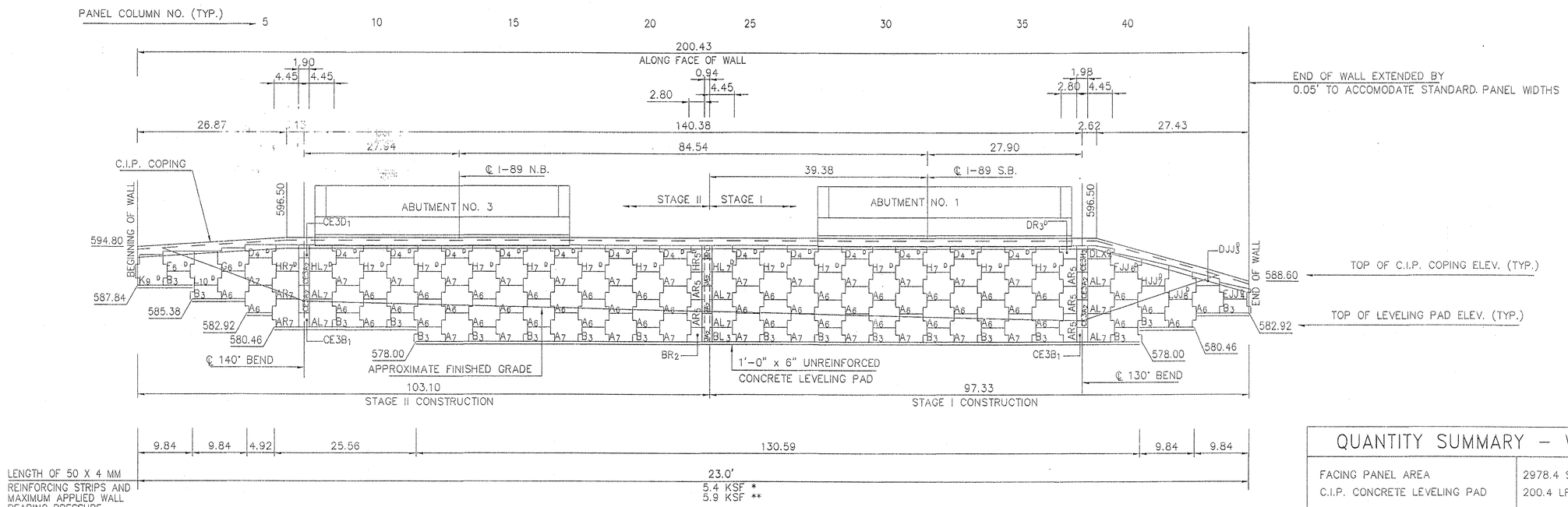

ELEVATION – FRONT FACE – WALL 1

SCALE : 1" = 10'

QUANTITY SUMMARY – WALL NO. 1	
FACING PANEL AREA	2978.4 SF
C.I.P. CONCRETE LEVELING PAD	200.4 LF
C.I.P. CONCRETE COPING	202 LF
SELECT GRANULAR BACKFILL ***	2650 CY

*** SEE NOTE 22 ON SHEET 1 OF 6.

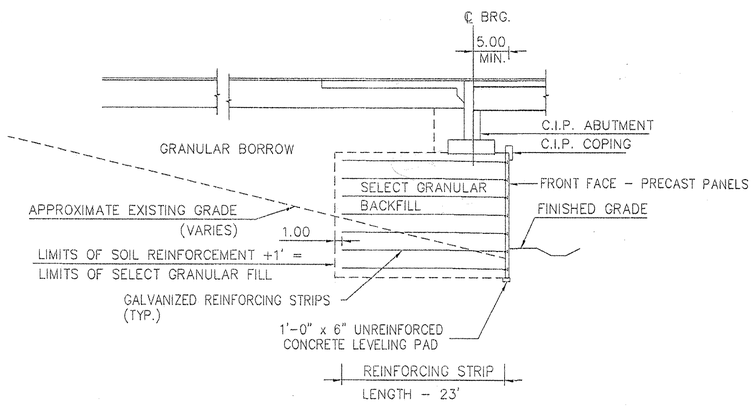

TYPICAL SECTION – R.E. WALLS AT ABUTMENTS

SCALE: 1 : 10

NOTE: SEE SHEET 109 OF 370 FOR ADDITIONAL INFORMATION

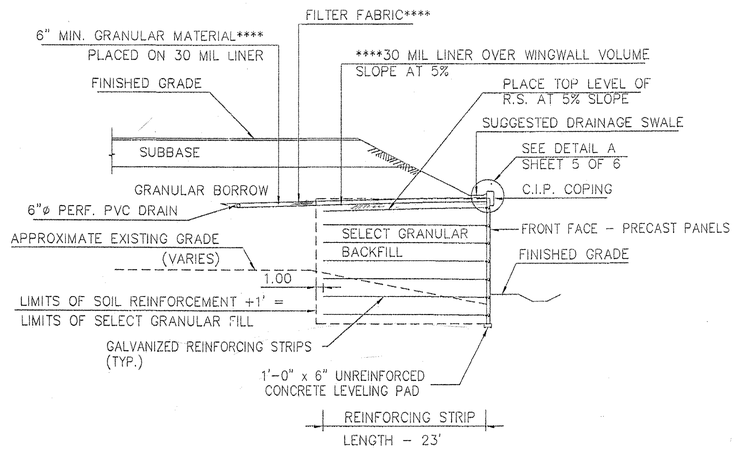

TYPICAL SECTION – R.E. WING WALLS

SCALE: 1 : 10

NOTE: SEE SHEET 110 OF 370 FOR ADDITIONAL INFORMATION

**** SEE NOTE NO. 4 ON SHEET BR231.

NOTES: * BEARING PRESSURE USING SERVICE LOADS
** BEARING PRESSURE USING SPECIFIED LOADS
LENGTH OF LEVELING PAD IS BASED ON INDIVIDUAL PANEL WIDTHS, ℄ OF EAR TO ℄ OF EAR. USE THE STEP DETAIL ON SHEET No. 5 TO DETERMINE THE ACTUAL LEVELING PAD STEP LOCATION.
FOR CORNER DETAILS SEE SHEET No. 5 .
FOR TYPICAL WALL SECTIONS SEE SHEET No.5 .
FOR COPING DETAILS, SEE SHEET No. 5 .
FOR ABUTMENT DETAILS, SEE CONTRACT PLANS.

KEY: H_4^D — PANEL NAME; D: COPING DOWELS; 4: NO. OF TIE STRIPS

CERTIFIED WITH RESPECT TO THE INTERNAL STABILITY OF REINFORCED EARTH STRUCTURES ONLY

STATE OF VERMONT — PETER L. ANDERSON 8161 — PROFESSIONAL ENGINEER

2-15-01

This drawing contains information proprietary to The Reinforced Earth Company, and is being furnished for the use of VERMONT AGENCY OF TRANSPORTATION only in connection with this project, and the information contained herein is not to be transmitted to any other organization unless specifically authorized in writing by The Reinforced Earth Company. The Reinforced Earth Company is exclusive licensee in the United States under patents issued to Henri Vidal, and the furnishing of this drawing does not constitute an expressed or implied license under the Vidal patents.

The design contained on these drawings is based on information provided by the owner. On the basis of this information, The Reinforced Earth Company has designed, and is responsible for the internal stability of the structure only. External stability, including foundation (bearing capacity and settlement) and slope (global) stability, is the responsibility of the owner.

The Reinforced Earth Company
8614 Westwood Center Drive Suite 1100, Vienna, Virginia 22182 (703) 821-1175

"REINFORCED EARTH" is the registered trademark of The Reinforced Earth Company.

DESIGNED BY: KPB				PROJECT NAME	FAIRFAX-FAIRFIELD-ST. ALBANS I-89 OVER VT 104
PROJECT ENGR: KPB				LOCATION	FAIRFAX-FAIRFIELD-ST. ALBANS VERMONT
CHECKED BY: PLA				OWNER	VT AOT
ENG. MANAGER	REV.	DATE	DESCRIPTION	DRAWING COVERS	ELEVATION – WALL NO. 1 40/MSE

DATE 2-15-01
CONTRACT NO. 9360
DRAWING NO. 3 OF 6
SCALE AS SHOWN

C:\9360\9360_E1.DWG