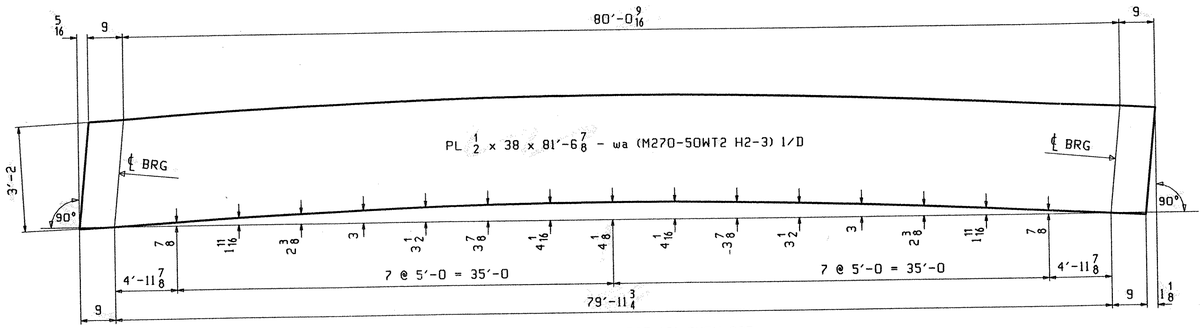

CAMBER DIAGRAM FOR 1G1 THRU 3G5

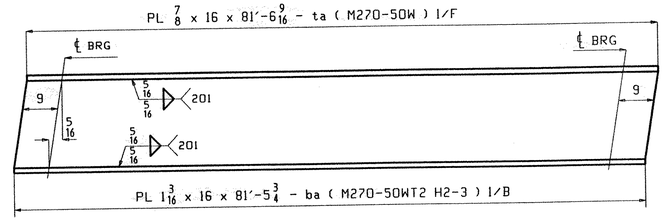

FLANGE DIAGRAM FOR 1G1 THRU 3G5

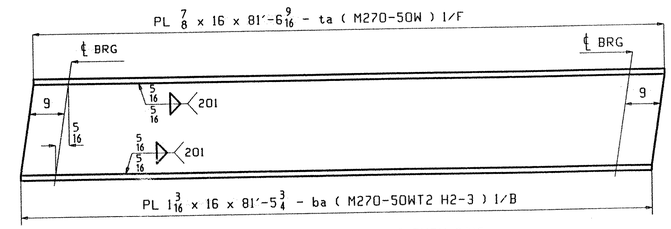

FLANGE DIAGRAM FOR 4G6 THRU 6G10

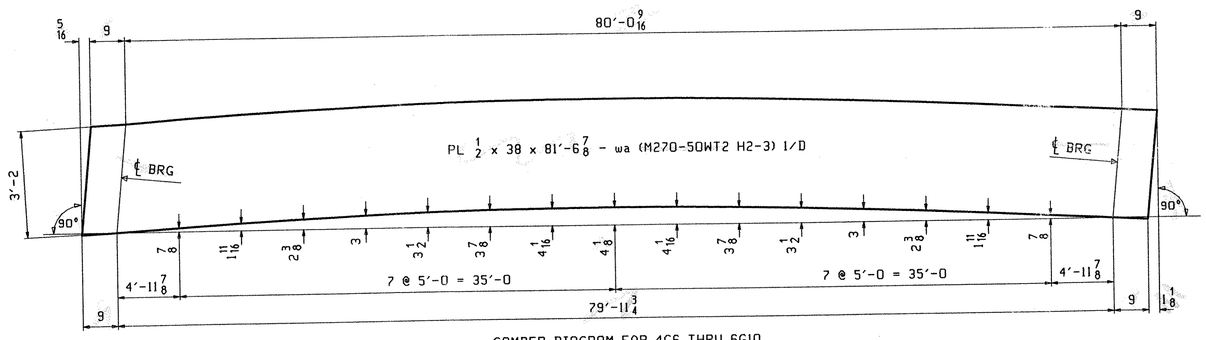

CAMBER DIAGRAM FOR 4G6 THRU 6G10

SEE SHT. GN1 FOR GENERAL NOTES.

VAOT
RECEIVED
CK'D BY mgl 4-9-01 OK'D BY G Ray 4-18-01
MAR 29 2001
RESUBMIT ____ APPROVED ✓
BY mgl DATE 4.18.01

REV.	REMARKS	DATE	DWN	CHK	APP	Q.A.	NO.	DIA.	LGT	TYPE	WASHER
	OUT FOR APPROVAL	3 26 01									
	OUT FOR APPROVAL										
	ISSUED TO SHOP										
	FIELD & OFFICE										

MATERIAL:	ELECTRODES:	HOLES:	SHOP BOLTS:
M270 GR. 50W		15/16 Ø U.N.	

SURFACE PREP. & PAINT:

DESCRIPTION: CAMBER & FLANGE DIAGRAMS

JOB: I-89 OVER VT 104
BRIDGE 87S & 87 N
I-89 IMPROVEMENTS
FAIRFAX FRANKLIN COUNTY

TENSOR 2126

PROJ NO. IM 089-3(27)

CUSTOMER: VERMONT AGENCY OF TRANSPORTATION

	DRAWN BY	DATE
	JAK	03/12
	CHKD BY	
	WMJ	3/15
	APPROV BY	
	SUPERVISOR	W. J. GATTI
	Q.A.	
	JOB NO.	DRG. NO
	131	C1
	444	REV. △

CASCO BAY STEEL STRUCTURES, INC.
75 SPRING HILL ROAD SACO, MAINE 04072
PHONE (207) 282-7360 FAX. (207) 282-1179

JAK Thu Mar 15 17:26:47 EST 2001 /users/jake/2126-C1 : RevO