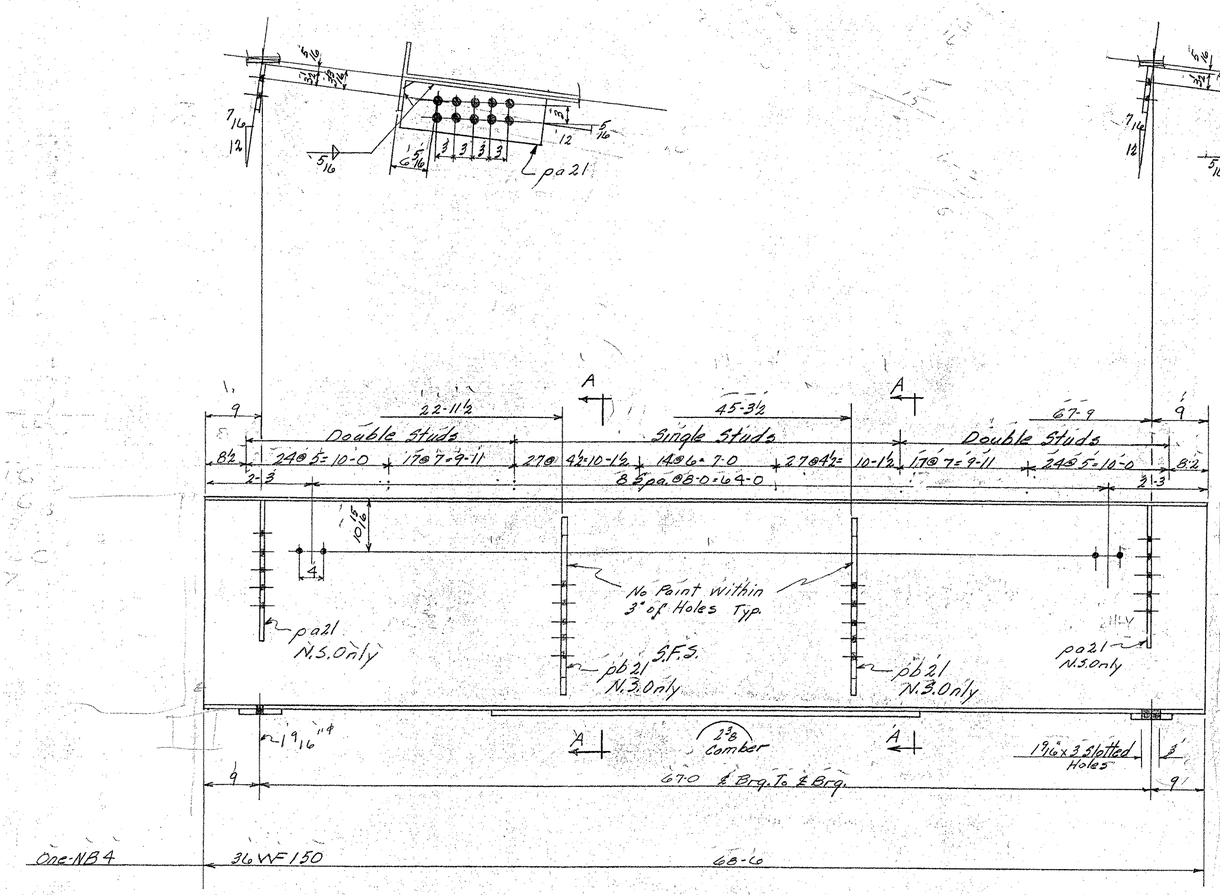

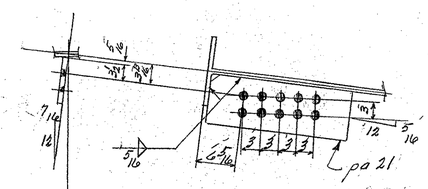

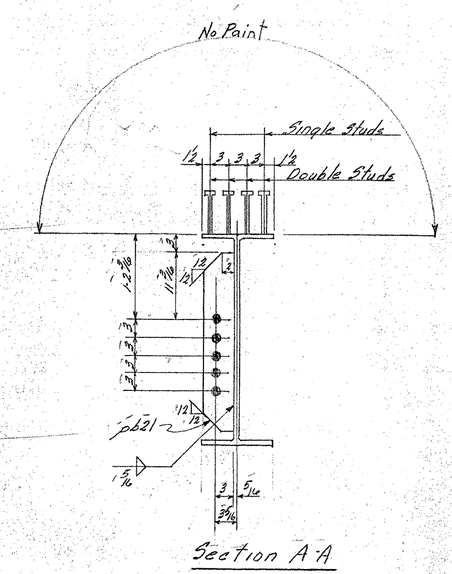

Section A-A

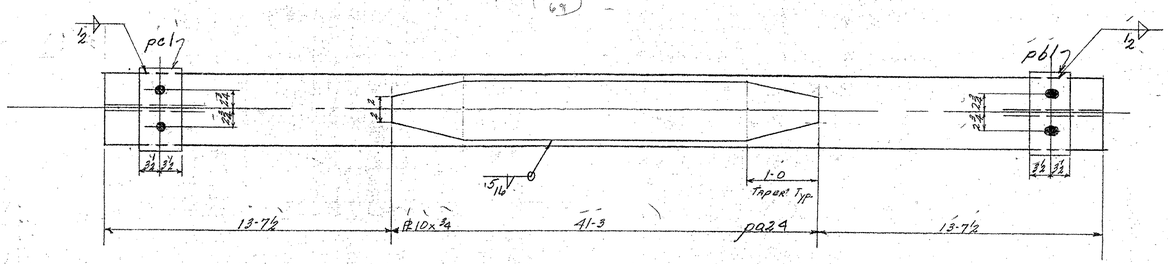

BRIDGE SHEET BR486
REFERENCE SHEET 32 OF 37
SHEET 238 OF 370

BILL OF MATERIAL

NO. PIECES	MARK	DESCRIPTION	LENGTH FT.	LENGTH IN.		WEIGHT	

JOB NO. _____ SHEET NO. _____

(17)

BILL OF MATERIAL

ASTM-A36

NO. PIECES	MARK	DESCRIPTION	LENGTH FT.	LENGTH IN.		WEIGHT	
		Beam					
1	NB4	36WF150	68	6	ord BB6682	10275	✓
1	pb1	Bar 7x1	1	1	Res@20-0		
1	pa1	do	1	1		52	✓
2	pb21	Bar 5x½	2	6	Res@20-0	43	✓
1	pa24	PL10x¾	41	3	BB6681	1070	✓
2	pa21	Bar 8x½	2	0	Res@20-0	54	✓
		½"f Weld	2	4		2	✓
		5/16"f Weld	103	6		37	✓
							~~11,533~~ ✓
							11,522
		Cont 66-1189-2.2.6					
472		¾"ϕ Shear Studs	0	7	STK	472	472 ✓
							12,005 ✓

VERMONT STRUCTURAL STEEL CORPORATION
BURLINGTON, VT.

Proj No. I89-3(35)'72

		DATE
DRAWN BY	L.C.	11-21-66
OK'D BY	RLM	11-29-66

HOLES 15/16"ϕ As Noted
BOLTS None
PAINT Red Lead - VT. Specs. As Noted

PROJECT I89 Over Approach Road
LOCATION Georgia - Fairfax - Fairfield - St. Albans
CUSTOMER Lane Constr. Co.

ARCHITECT State of Vt. Dept. of Highways.
JOB NO. 66-1189-200 Str. St. SHEET NO. 24
66-1189-2.2.6 Shear Studs

PRINT RECORD

NO.	FOR	DATE
3	APP	12-29
20	SHOP	11-29
20	Shop	12-5
2	STATC	12-8
2	LANE	12-28

SM-1063-QCF