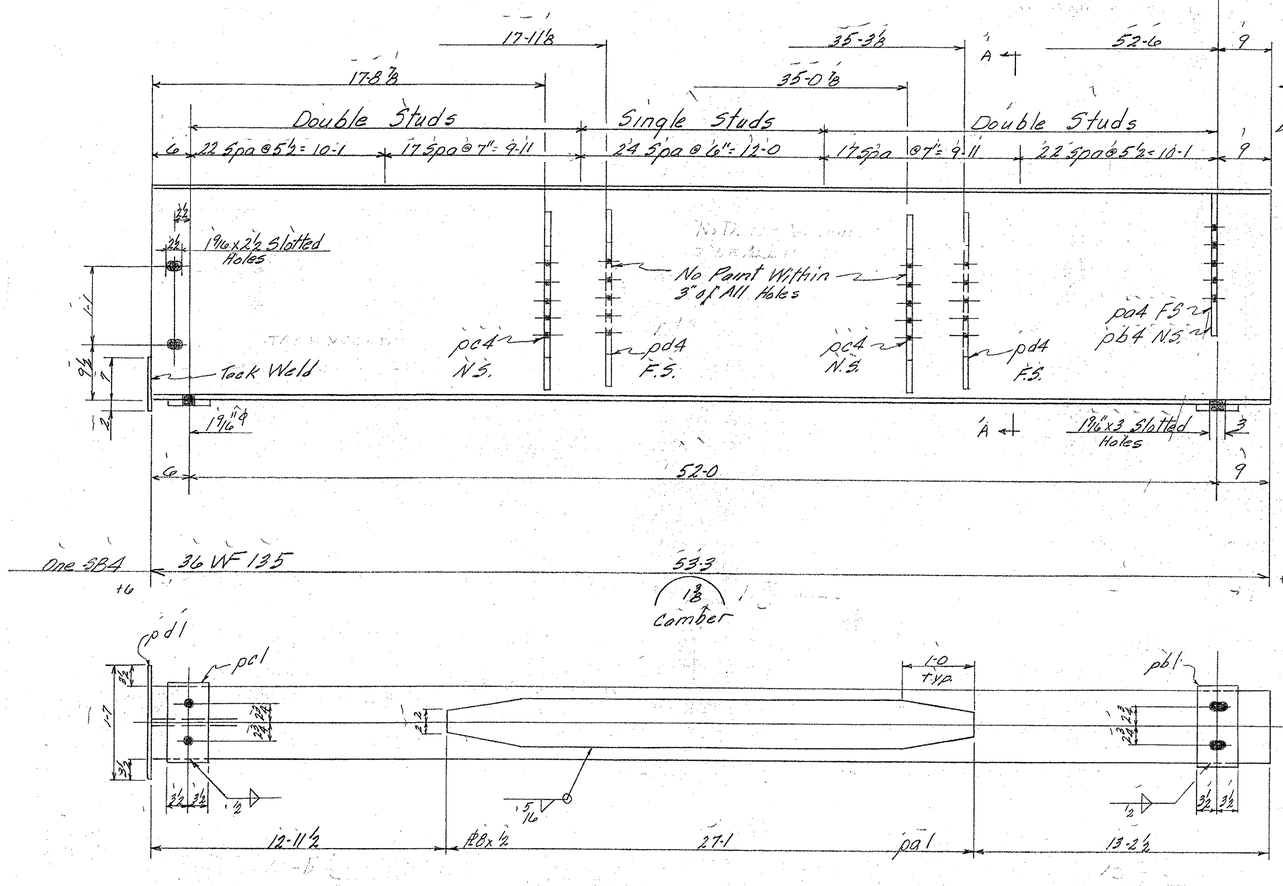


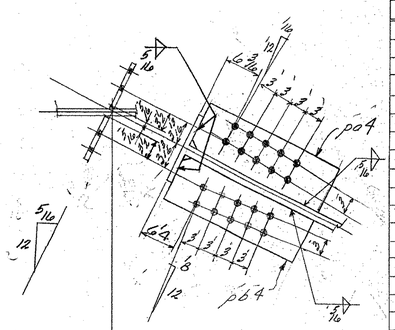


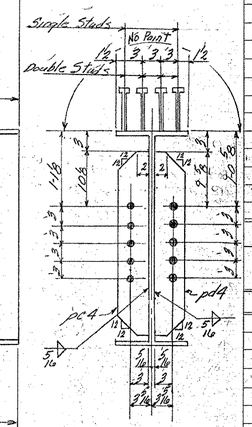


Section A-A

BRIDGE SHEET BR468
REFERENCE SHEET 14 OF 37
SHEET 220 OF 370

## BILL OF MATERIAL

| NO. PIECES | MARK | DESCRIPTION | LENGTH FT. | LENGTH IN. | | WEIGHT | |
|---|---|---|---|---|---|---|---|

JOB NO. _____ SHEET NO. _____

## BILL OF MATERIAL

ASTM-A36 17 (17)

| NO. PIECES | MARK | DESCRIPTION | LENGTH FT. | LENGTH IN. | | WEIGHT | |
|---|---|---|---|---|---|---|---|
| | | Beam | | | | | |
| 1 | SB4 | 36 WF 135 | 53 | 3 | ord BB6682 | 7189 | ✓ |
| 1 | pa1 | Bar 8 x 1/2 | 27 | 1 | ord BB6679 | 368 | ✓ |
| 1 | pb1 | Bar 7 x 1 | 1 | 1 | Reg @ 20-0 | | |
| 1 | pc1 | do | 1 | 1 | | 52 | ✓ |
| 1 | pd1 | PL 9 x 1/4 | 1 | 7 | Cut PL 48 x 4 x 10-0 | 13 | ✓ |
| 2 | pd4 | Bar 5 x 1/2 | 2 | 6 | Reg @ 20-0 | 43 | ✓ |
| 1 | pa4 | Bar 8 x 1/2 | 2 | 0 | Cards 20-0 | | |
| 1 | pb4 | do | 2 | 0 | BB6679 | 54 | ✓ |
| 2 | pc4 | Bar 5 x 1/2 | 2 | 6 | Reg @ 20-0 | 43 | ✓ |
| | | | | | | | |
| | | 1/2" Weld | 2 | 4 | | 2# | |
| | | 5/16" Weld | 84 | 9 | | ~~31~~ 21 | ✓ |
| | | ~~Cut 7 # 66-1184-226~~ | | | - | ~~778.5~~ 778.5 | ~~4795~~ |
| 366 | | 3/4" Shear Studs | 0 | 7 | stk | 368 | 368✓ |
| | | | | | | | 8163 |

VERMONT STRUCTURAL STEEL CORPORATION
BURLINGTON, VT.

Proj. # I89-3(35) Cont. #2

| | | DATE |
|---|---|---|
| DRAWN BY | LA | 11-9-66 |
| OK'D BY | RLM | 11-21-66 |

HOLES 15/16" ϕ As Noted
BOLTS None
PAINT Red Lead Vt. Specs As Noted

PROJECT I89 Over Approach Road
LOCATION Georgia-Fairfax-Fairfield-St. Albans
CUSTOMER Lane Constr. Co.
ARCHITECT State of Vt. Dept. of Highways
JOB NO. 66-1184-200 SHEET NO. 4
66-1184-226 Shear Studs

| PRINT RECORD | | |
|---|---|---|
| NO. | FOR | DATE |
| 3 | APP | 11-21 |
| 2 P | SHOP | 11-21 |
| 2 Ⓐ | Shop | 12-5 |
| 2 | STATE | 12-8 |
| 2 | LANE | 12-28 |

SM 10-63 GCP