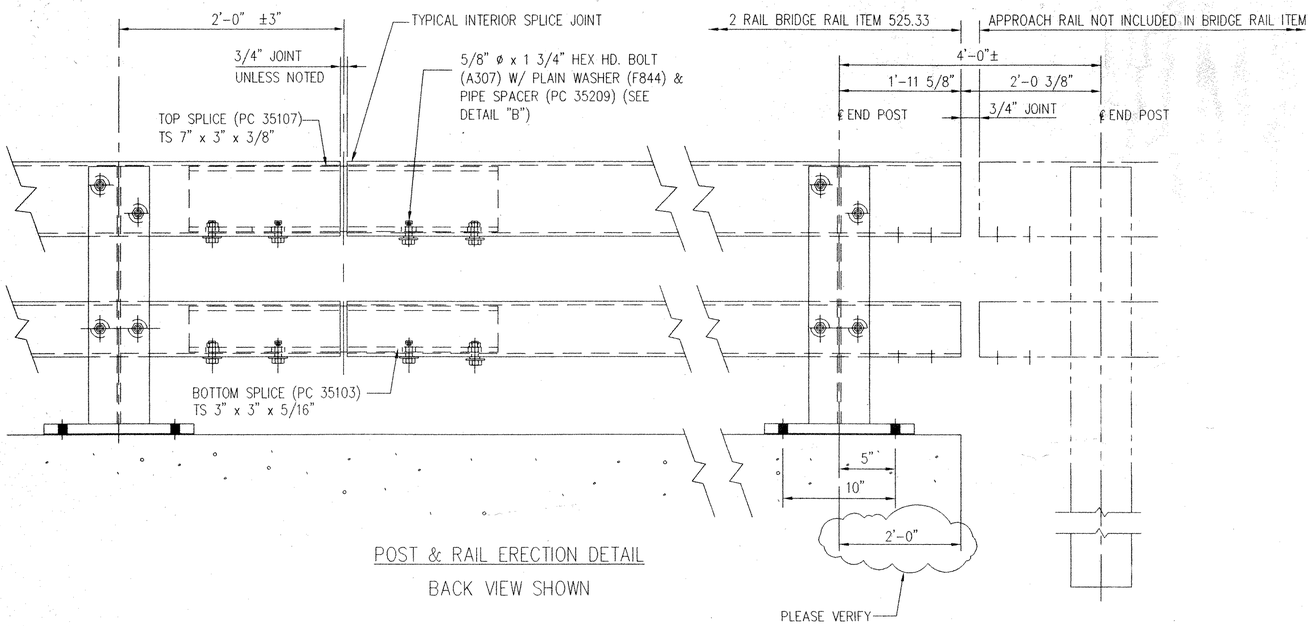

POST & RAIL ERECTION DETAIL

BACK VIEW SHOWN

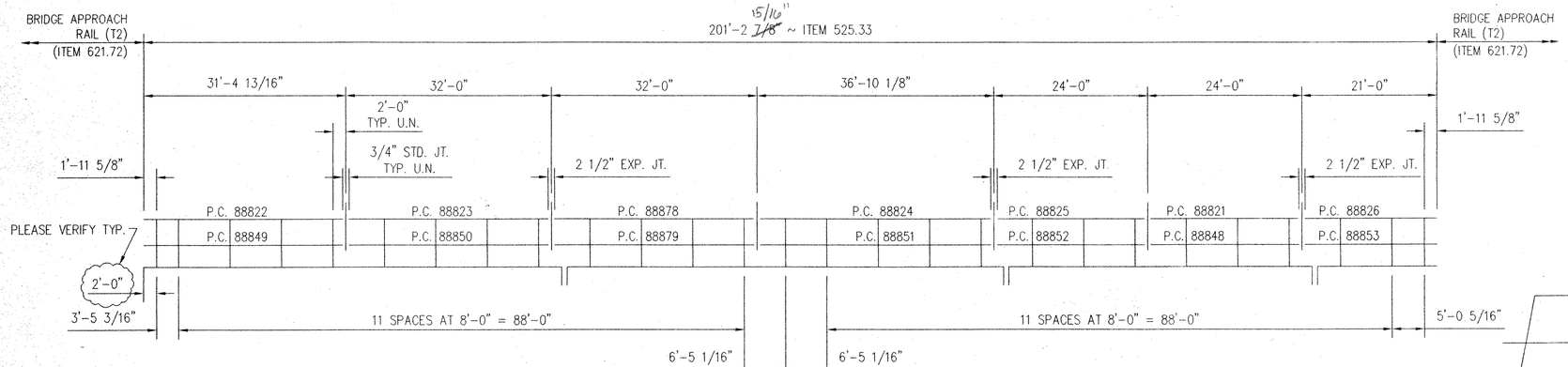

WEST RAILING – LOOKING WEST

BRIDGE 88 NORTHBOUND

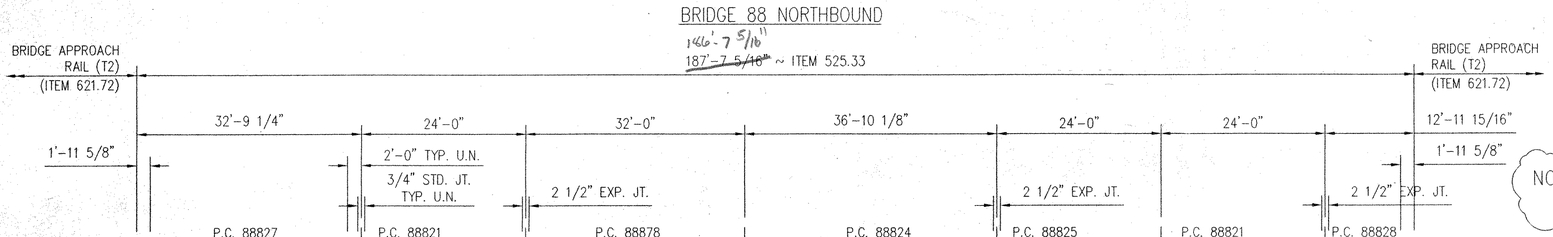

EAST RAILING – LOOKING WEST

BRIDGE 88 NORTHBOUND

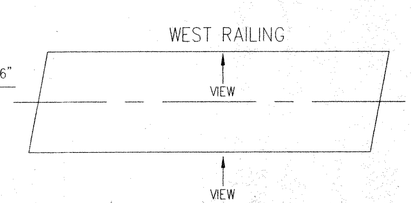

PLAN VIEW

BR. No. 88

NORTH BOUND

NOTE:

CUSTOMER PLEASE VERIFY POST SPACING AND EXP. JOINT LOCATIONS.

NOTES:

1. ALL RAILING POSTS ARE PC 27782.
2. ALL TS 8" x 4" RAIL SPLICES ARE PC 35107.
3. ALL TS 4" x 4" RAIL SPLICES ARE PC 35103.
4. TOTAL PAY LENGTH: 1231.48 LIN. FT.
5. FINISH: GALV. A123,
   HARDWARE: GALV. A153.

This drawing and the information shown thereon is the sole property of TRINITY INDUSTRIES, INC. Neither the drawing nor such information is to be used for any purpose other than that for which it was specifically furnished by TRINITY INDUSTRIES, INC. nor is any reproduction authorized without written permission.

V.A.O.T.
RECEIVED
CK'D BY JBL 5-30-01 OK'D BY G. Roy 6-4-01
MAY 24 2001
RESUBMIT_____ APPROVED AS NOTED
BY G. Roy DATE 6-4-01

NOTES

1. All work and materials shall conform to the provisions of Section 525 – Railings of the Standard Specifications for Construction.
2. Rail posts shall be set normal to grade.
3. Sections of rail bar shall be attached to a minimum of two [2] rail posts and preferably to at least four [4] posts.
4. Rail bar expansion joints shall be provided in any rail bay spanning a superstructure expansion joint. Expansion joint width shall be ~~65mm~~ 2½" at ~~7°C~~ 35°F and will be adjusted in the field by the Engineer.
5. All parts shall be galvanized after fabrication in accordance with AASHTO M111, except that hardware shall meet the requirements of AASHTO M232. Prior to galvanizing, all corners and edges of steel plates, shapes, etc., shall be ground to a ~~16mm~~ 5/8" radius.
6. Rail posts anchoring nuts shall be tightened to a snug fit and given an additional 45 degree turn.
7. Any bending of rail shall be by shop procedure only.
8. Holes in rails for rail bar attachment may be field drilled. Holes shall be coated with an approved zinc-rich paint prior to erection.
9. Shop Inspection is required.

APPROVAL DRAWING

FOR REMAINDER OF ERECTION DETAILS REFERENCE TO SHT. E3 OF 3
FOR DETAILS SEE SHEET D1, D2, D3 & D4 OF 4 (22) 102392

REV.	CHK'D	BY	DATE	REMARKS

GIRARD ENGINEERING DEPT.
ISSUED
MAY 17 2001
TRINITY INDUSTRIES, INC.
1170 N. STATE STREET
GIRARD, OHIO 44420

ITEM NUMBER 525.33 T2 STEEL BRIDGE RAIL (PL2)

STATE OF VERMONT AGENCY OF TRANSPORTATION
ITERSTATE ROUTE 89
TOWNS OF FAIRFAX, FAIRLAND & ST. ALBANS COUNTY OF FRANKLIN
STATE PROJECT NO. IM 089-3(27) BRIDGE NO. 87/88

CUSTOMER NORTHLAND SPECIALTIES P.O. No. VERBAL

TRINITY INDUSTRIES, INC. 422
HIGHWAY SAFETY PRODUCTS
2525 STEMMONS FREEWAY, DALLAS, TX 75207

DRAWN	SAR
CHECKED	S.H.
SCALE:	N.T.S.
DATE	4/30/01
ENG. FILE #	22-102392-E1
SHT.No.	E1 OF 3
TRINITY SALES ORDER NO.	(22) 102392
REV.	0

\\TI\Share\Engineering\WIP\VT\102392\22-10239-E1.DWG Thu May 17 10:55:09 2001 PLOTTED BY: STATION 1