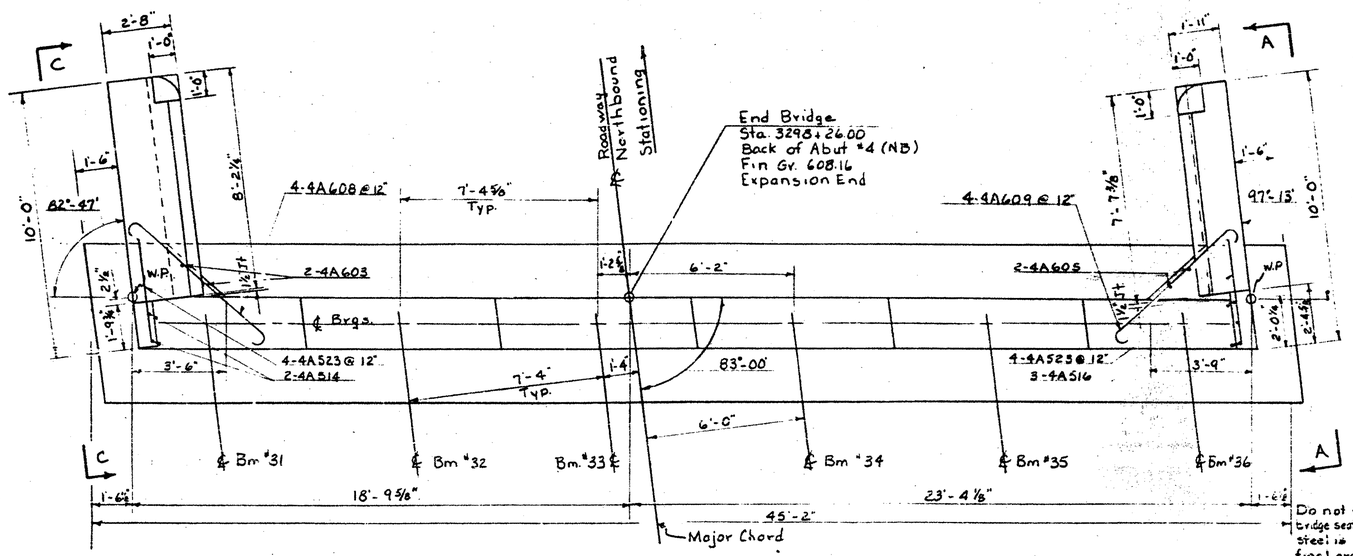

PLAN

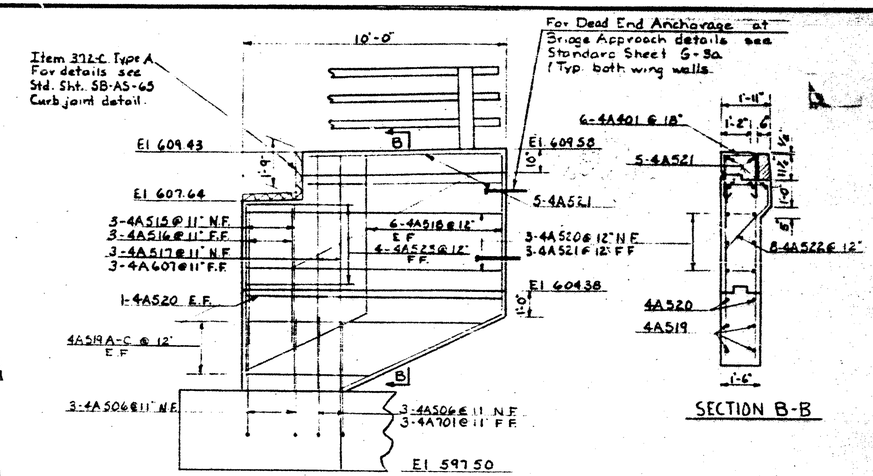

VIEW A-A

SECTION B-B

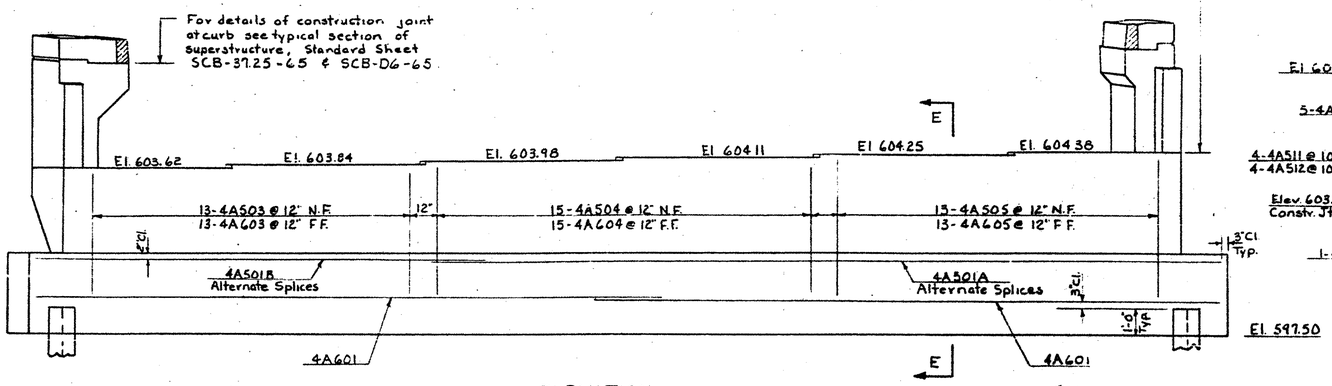

ELEVATION

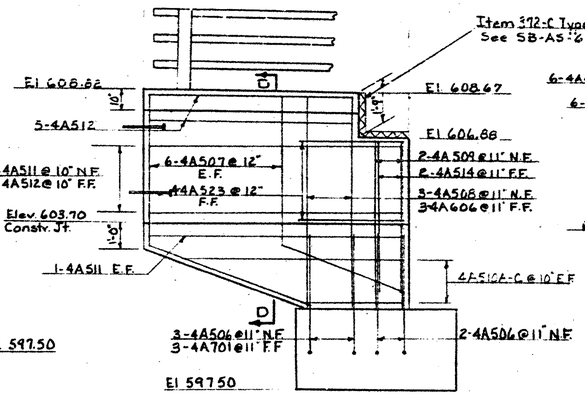

VIEW C-C

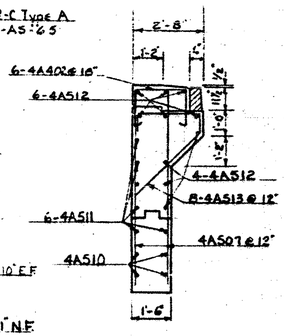

SECTION D-D

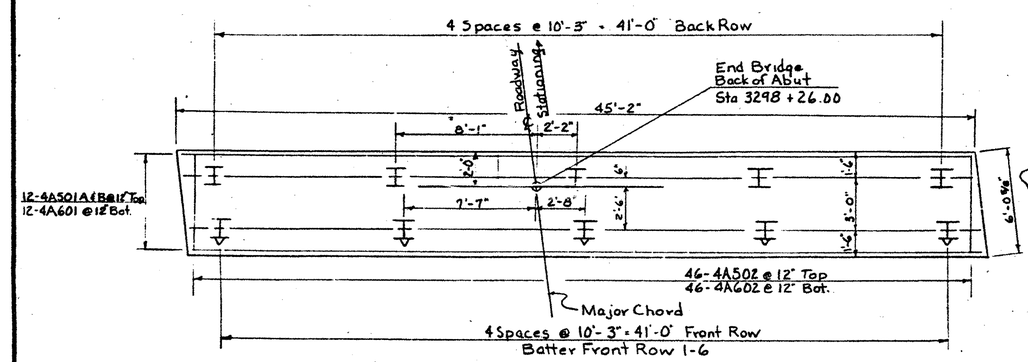

FOOTING REINFORCEMENT AND PILE PLAN

Scale: 1/4" = 1'-0"

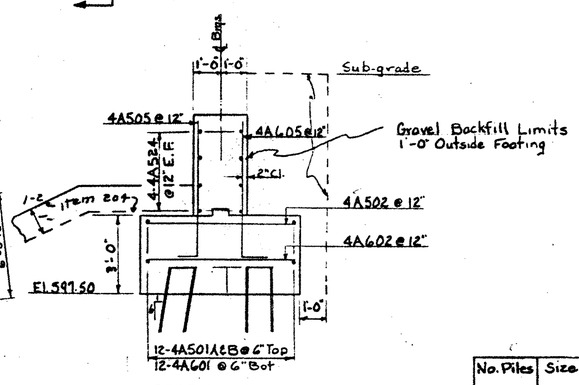

SECTION E-E

NOTES

1. For general notes see Sheet BR-100.
2. Fill to be made 6' above bottom of footing elevation before piles are driven.
3. All piles shall be driven to a minimum bearing capacity of 45 tons and to a minimum penetration of 10' into original ground.

No. Piles	Size	Est Length of Piles	Splices Allowed for Piles not exceeding Plan Length (to be paid for only if used)	Splices Estimated for Piles exceeding Plan Length (to be paid for only if used)
10	12BP53	30'	—	2

Stage 1 Construction

CONTRACT 2

BRIDGE SHEET BR244
REFERENCE SHEET 6 OF 9
SHEET 122 OF 370

TOWN OF Georgia-Fairfax-Fairfield-St Albans
ROUTE No. I89 LOG STA.
Abutment #4 N.B.
I89 Over Vt 104
SCALE 3/8" = 1'-0" or as noted
SURVEYED BY
DRAWN BY R.A.O. CHECKED BY WMS-E.I.
PROJECT No I89-3(35) Cont #2
SHEET 173 OF 467

BR-112 B287N