

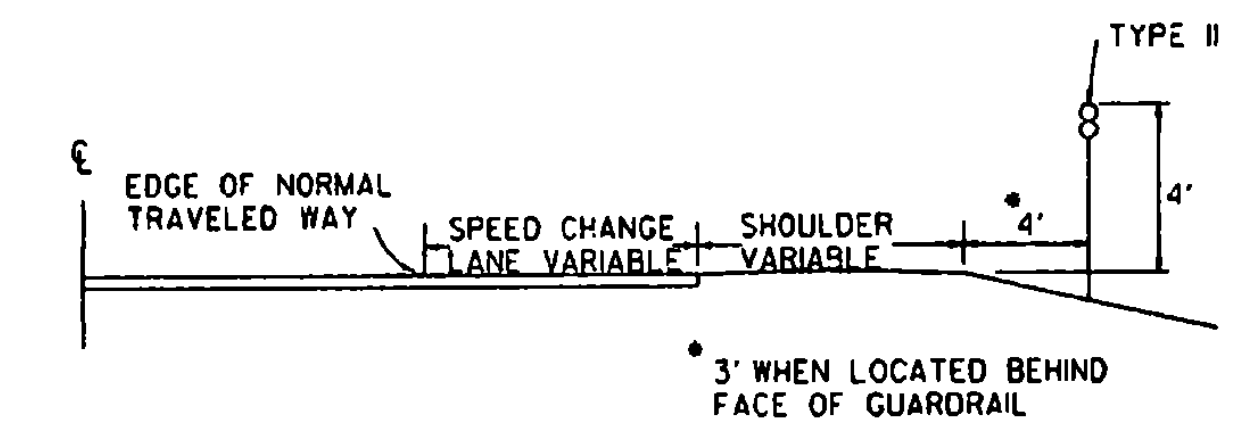
TYPICAL PLACEMENT OF TYPE I DELINEATORS AND MILEPOSTS ON DIVIDED HIGHWAY

TYPE I DELINEATORS WITH WHITE REFLECTOR UNITS AND THE APPROPRIATE MILEPOST PLAQUES SHALL BE ERECTED CONTINUOUSLY ALONG THE RIGHT SIDE OF THE DIVIDED HIGHWAYS BETWEEN MILEMARKERS, EXCEPT THAT BEHIND GUARD RAIL MILEPOSTS WITHOUT REFLECTORS SHALL BE ERECTED.

THE TYPE I DELINEATORS WITH OR WITHOUT MILEPOST PLAQUES SHALL BE OMITTED ALONG DECELERATION AND ACCELERATION LANES, BUT THE SUCCEEDING SPACING SHALL BE AS IF THE DELINEATORS HAD BEEN ERECTED CONTINUOUSLY AND SHALL BE SO INDICATED.

THE LOCATION OF TYPE I DELINEATORS AND MILEPOSTS ARE TO BE COMPUTED AND MARKED IN THE FIELD BY THE ENGINEER IN ACCORDANCE WITH THE LATEST REVISION OF THE AGENCY'S "POLICY ON LOCATION MARKING FOR VERMONT DIVIDED HIGHWAYS."

TYPE I AMBER DELINEATORS WITHOUT MILEPOST PLAQUES SHALL BE ERECTED CONTINUOUSLY ALONG THE LEFT OR MEDIAN SIDE ON THE DIVIDED HIGHWAYS EXCEPT BEHIND GUARD RAIL, AND CONTINUED AT APPROXIMATELY THE SAME SPACING THROUGH INTERCHANGES AND REST AREAS WHERE THERE MAY NOT BE ANY TYPE I DELINEATORS ON THE RIGHT SIDE. THE SAME LATERAL PLACEMENT SHALL BE FOLLOWED ON THE LEFT AS ON THE RIGHT. TYPE I DELINEATORS WITHOUT MILEPOST PLAQUE SHALL BE INSTALLED ON INTERSTATE RAMP AS SHOWN ON THE PLANS.



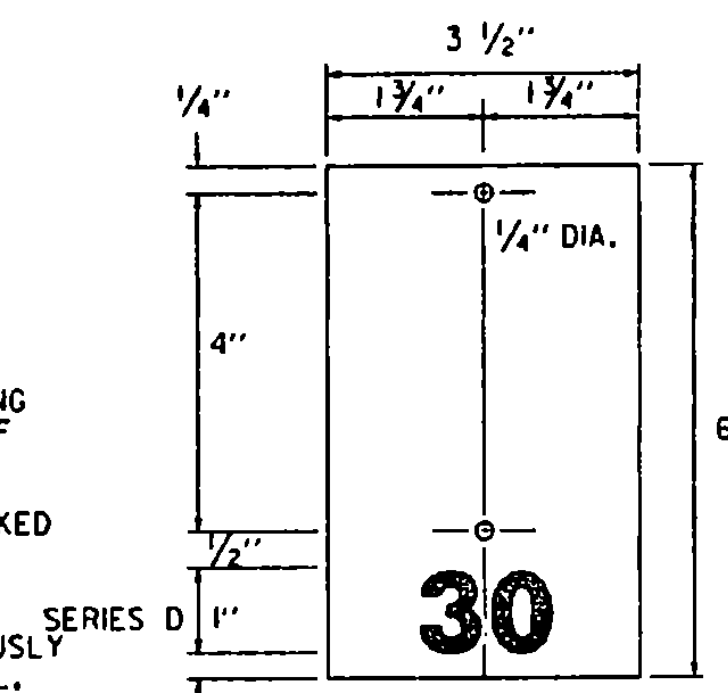
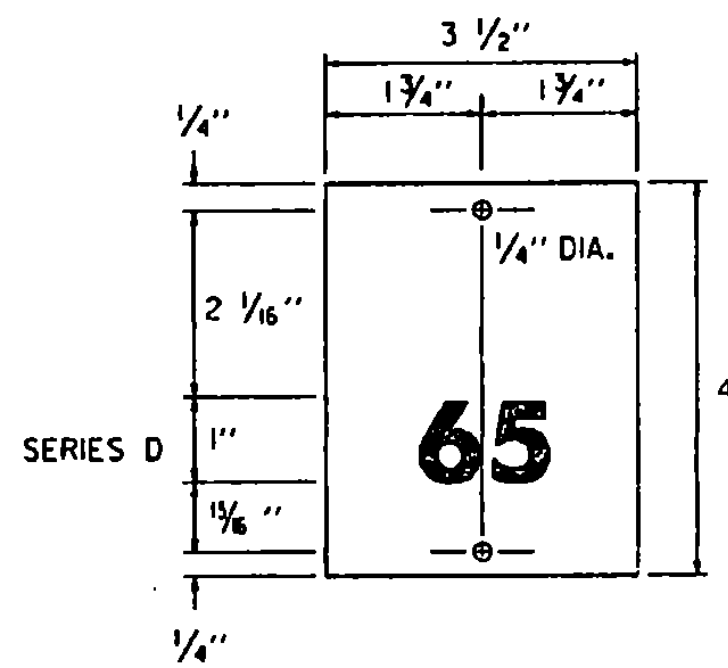
TYPICAL PLACEMENT OF TYPE II DELINEATORS ON SPEED CHANGE LANES

TYPE II DELINEATORS SHALL BE ERECTED CONTINUOUSLY ALONG THE RIGHT SIDE OF THE DECELERATION AND ACCELERATION LANES AT 100' INTERVALS INCLUDING GUARDRAIL SECTIONS THE DELINEATORS SHALL START AT THE BEGINNING OF THE TAPER AND END AT THE NOSE OF THE EXIT OR ENTRANCE GORE. THEY SHALL HAVE WHITE REFLECTOR UNITS.

TYPE III DELINEATORS - SEE NOTE # 1

TYPE III DELINEATORS SHALL BEGIN 50' FROM WRONG WAY SIGNS AND EXTEND EVERY 50' TO A POINT NOT LESS THAN 25' FROM THE DIVIDED HIGHWAY AND BE MOUNTED ON BOTH SIDES OF THE ROAD AS SHOWN ON THE PLANS.

MILEPOST PLAQUE "A"
(THE NUMERALS ON PART "A"
INDICATE THE MILE.)

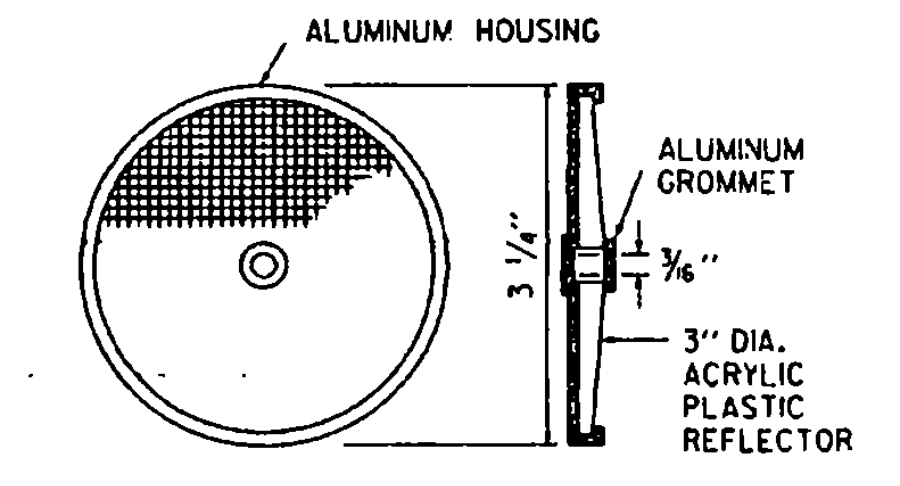
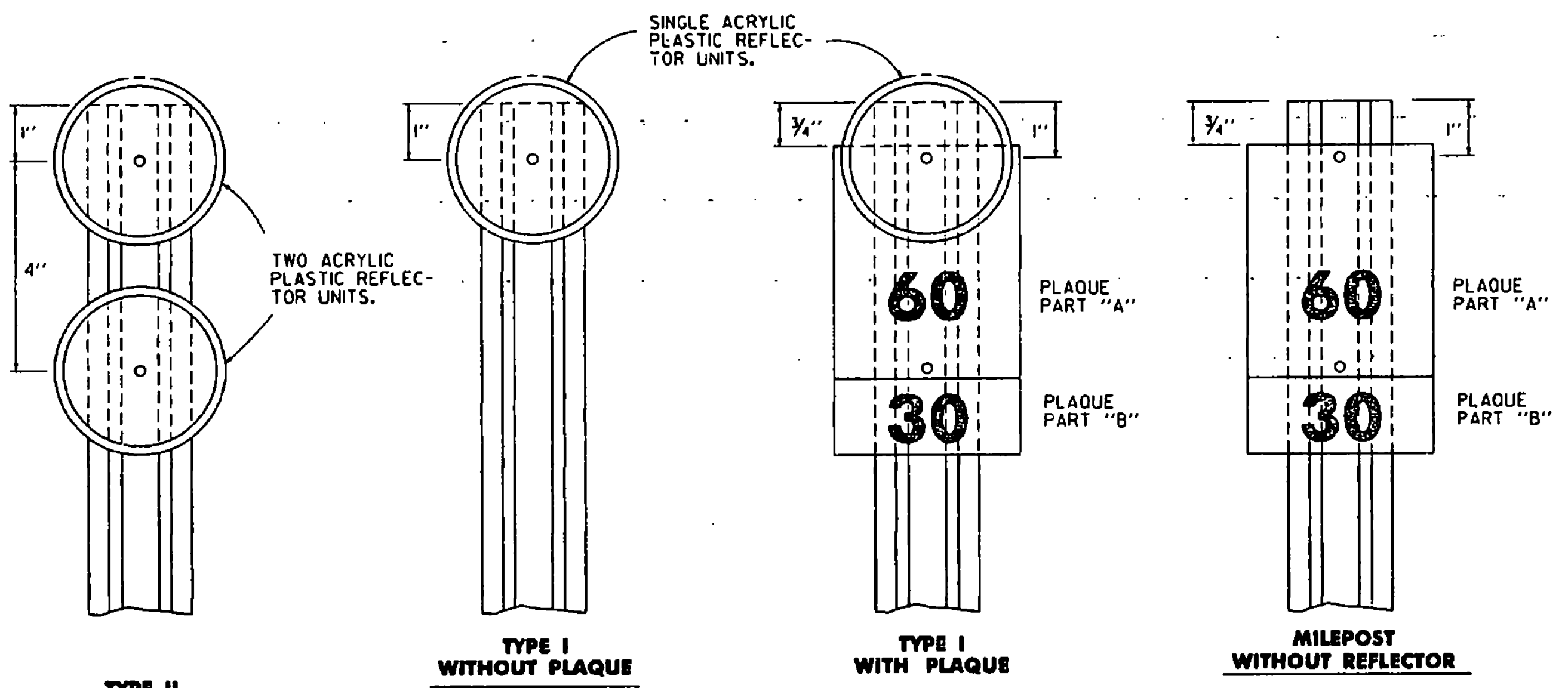


MILEPOST PLAQUE PART "B"
(THE NUMERAL ON PART "B"
INDICATES IN FIVE
ONE-HUNDREDTHS OF A MILE
BETWEEN MILE INCREMENTS.)

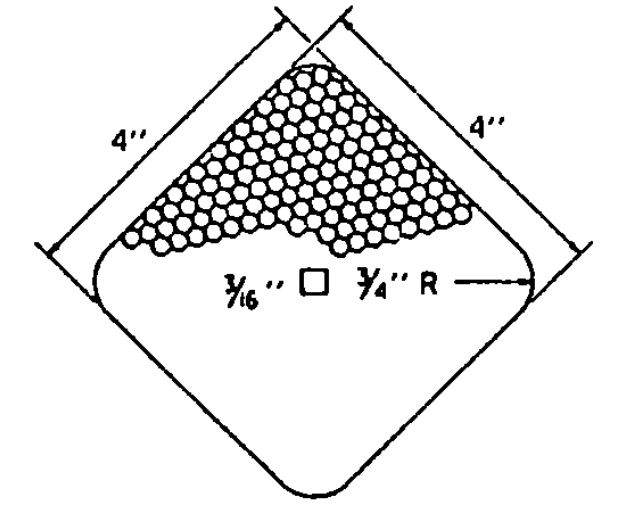
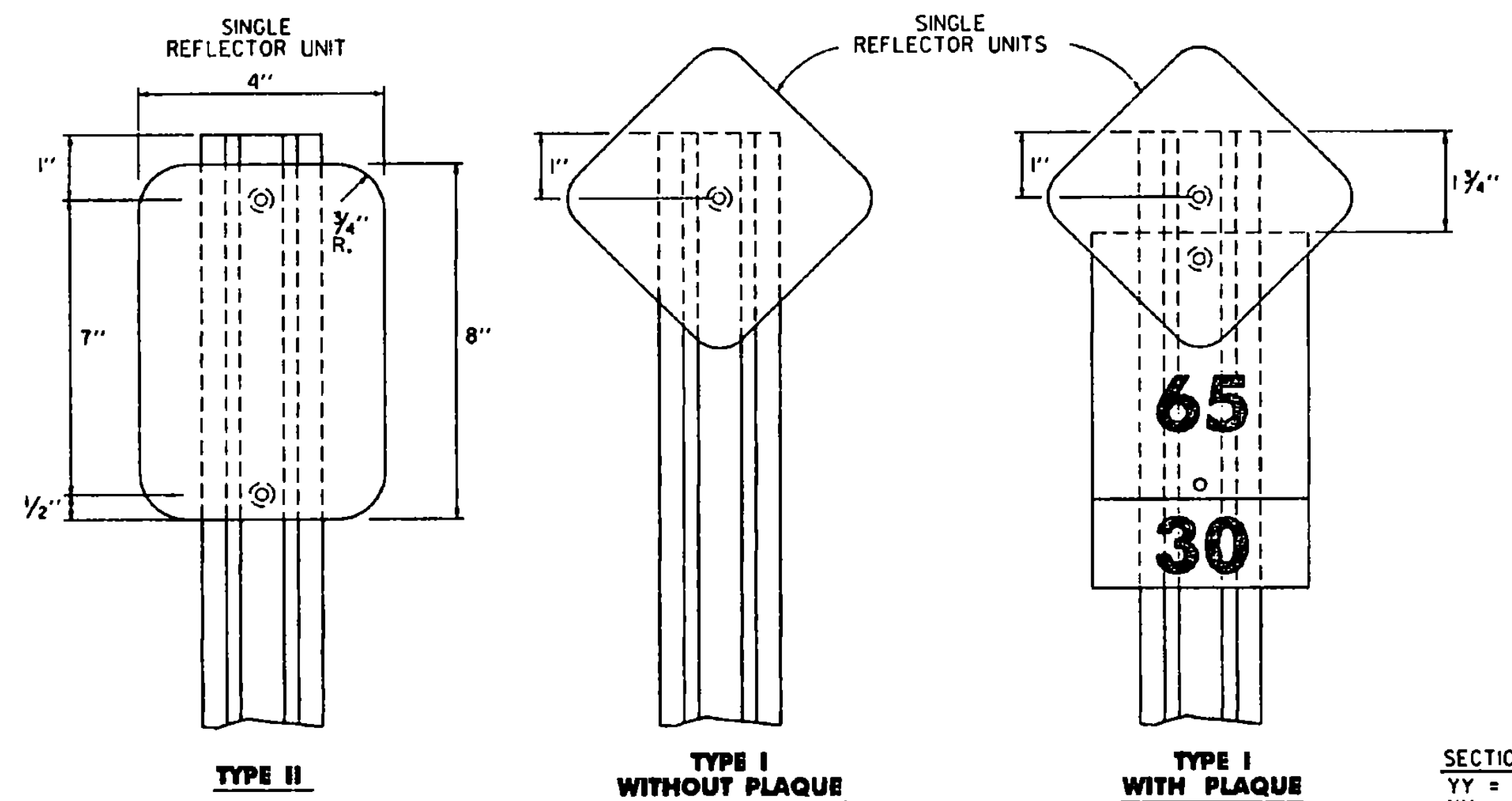
NOTES

- TYPE III DELINEATORS WILL BE TYPE I DELINEATORS WITH AN ADDITIONAL RED REFLECTIVE UNIT MOUNTED ON THE REVERSE SIDE. THEY SHALL BE ERECTED ON THE RIGHT AND LEFT SIDE OF THE RAMP AS INDICATED ON THE PLANS.
- EACH UNIT COMPLETE IN PLACE OF DELINEATOR TYPE I WITH OR WITHOUT PLAQUE, DELINEATOR TYPE II, DELINEATOR TYPE III, OR MILEPOST WITHOUT REFLECTOR SHALL BE PAID FOR AS "DELINATOR."
- FOR MOUNTING DELINEATORS AND MILEPOSTS ON BRIDGES, SEE STANDARD E-199.
- DELINATOR POSTS SHALL HAVE A MINIMUM EMBEDMENT OF 2' IN THE GROUND.

DELINEATORS WITH ACRYLIC PLASTIC REFLECTORS



DELINEATOR PLASTIC REFLECTOR UNIT



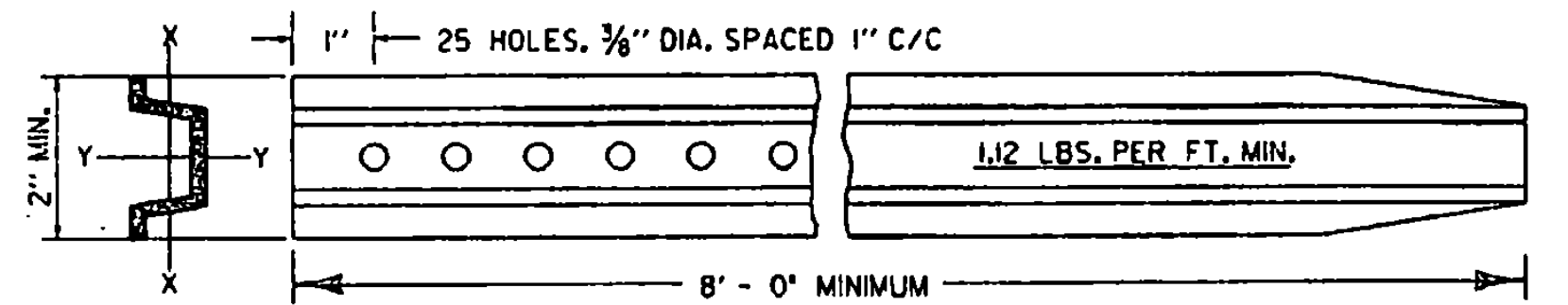
DELINEATOR REFLECTIVE SHEETING UNIT

MATERIAL FOR REFLECTIVE SHEETING DELINEATORS SHALL BE A 0.063" ALUMINUM BACKING WITH A SILVER, AMBER OR RED HIGH INTENSITY REFLECTIVE SHEETING.

SECTION MODULUS
YY = 0.11 IN.³ MIN.
XX = 0.08 IN.³ MIN.

DELINEATORS WITH REFLECTIVE SHEETING

MILEPOST PLAQUES WITH OR A WITHOUT REFLECTOR UNIT SHALL BE MOUNTED ON THE POST WITH TWO OR THREE 3/8" DIA. BY 1 1/2" LONG ALUMINUM BOLTS WITH 1/2" DIA. ALUMINUM VANDAL RESISTANT NUTS, OR 3/8" DIA. BY 1 1/2" LONG VANDAL RESISTANT FASTENERS.



NOT TO SCALE

OTHER STDS. REQUIRED:

REVISIONS AND CORRECTIONS

SEPT. 10, 1987 - DATE OF ORIGINAL ISSUE
AUG. 18, 1995 - MINOR NOTE REVISIONS


APPROVED

Stephen D. McArthur
DIRECTOR OF ENGINEERING

Paul A. Ross
TRAFFIC AND SAFETY ENGINEER

APPROVED FOR THIS PROJECT
AND/OR DESIGN IMPLEMENTATION,
FHWA FINAL APPROVAL PENDING.

**FREEWAY - EXPRESSWAY
DELINEATORS AND MILEPOSTS**



**STANDARD
E-198**